

Marine alien species in Italy: a contribution to the implementation of descriptor D2 of the Marine Strategy Framework Directive

Gianna SERVELLO¹, Franco ANDALORO², Ernesto AZZURRO^{2,3}, Luca CASTRIOTA⁴, Marcello CATRA⁵,
 Antonia CHIARORE⁶, Fabio CROCCETTA⁶, Michela D'ALESSANDRO⁷, Francesco DENITTO⁸,
 Carlo FROGLIA⁹, Cinzia GRAVILI⁸, Martin R. LANGER¹⁰, Sabrina LO BRUTTO¹¹,
 Francesco MASTROTOTARO¹², Antonella PETROCELLI¹³, Carlo PIPITONE¹⁴, Stefano PIRAINO⁸,
 Giulio RELINI¹⁵, Donatella SERIO⁵, Nicholas Jason XENTIDIS¹⁶ and Argyro ZENETOS¹⁶

¹ Dipartimento di Scienze Mediche Veterinarie, Alma Mater Studiorum University of Bologna,
 viale Magrini 31, 47042, Cesenatico (Forlì-Cesena), Italy

² Stazione Zoologica Anton Dohrn, Villa Comunale 1, 80121, Napoli, Italy

³ Institute for Environmental Protection and Research Sts Livorno, Piazzale dei Marmi 2, 57123, Livorno, Italy

⁴ Lungomare Cristoforo Colombo n. 4521 (ex complesso Roosevelt), ISPRA, Località Addaura, 90149, Palermo, Italy

⁵ Laboratory of Phycology, Department of Biological, Geological and Environmental Sciences,
 University of Catania, via Empedocle 58, 95128, Catania, Italy

⁶ Department of Integrative Marine Ecology, Stazione Zoologica Anton Dohrn, Villa Comunale 1, 80121, Napoli, Italy

⁷ Institute for Environmental Protection and Research, ISPRA, via dei Mille 46, 98057, Milazzo, Italy

⁸ Department of Biological and Environmental Sciences and Technologies, University of Salento, 73100, Lecce, Italy and Consorzio
 Nazionale Interuniversitario per le Scienze del Mare, (CoNISMa), 00196, Rome, Italy

⁹ CNR-IRBIM, Largo Fiera della Pesca, 60125, Ancona, Italy

¹⁰ Steinmann Institut für Geologie, Mineralogie und Paläontologie, Universität Bonn, Nussallee 8, 53115, Bonn, Germany

¹¹ Department STeBiCeF, University of Palermo, via Archirafi 18, Palermo, Italy

¹² Department of Biology, LRU CoNISMa, University of Bari, Via Orabona, 4, 70125, Bari, Italy

¹³ CNR-IRSA, Via Roma 3, 74123, Taranto, Italy

¹⁴ CNR-IAS, via Giovanni da Verrazzano 17, 91014, Castellammare del Golfo, Italy

¹⁵ Dipartimento delle Scienze della Terra, Ambiente e Vita (DISTAV) Corso Europa 26, 16132, Genova, Italy

¹⁶ Institute of Marine Biological Resources and Inland Waters, Hellenic Centre for Marine Research, 19003, Anavissos, Greece

Corresponding author: servellogianna@gmail.com

Received: 24 September 2018; Revised, updated version accepted: 11 February 2019; Published on line: 6 March 2019

Abstract

A re-examination of marine alien species or Non Indigenous Species (NIS) reported in Italian Seas, until December 2018, is provided, focusing on establishment success, year of first record, origin, potential invasiveness, and likely pathways, in particular. Furthermore, their distribution is assessed according to the marine subregions outlined by the European Union (EU) Marine Strategy Framework Directive: Adriatic Sea (ADRIA), Ionian Sea and Central Mediterranean Sea (CMED), and Western Mediterranean Sea (WMED). In Italy, 265 NIS have been detected with the highest number of species being recorded in the CMED (154 species) and the WMED (151 species) subregions, followed by the ADRIA (143) subregion. Most of these species were recorded in more than one subregion. One hundred and eighty (180 or 68%) NIS have established stable populations in Italian Seas among which 26 have exhibited invasive traits.

As regards the taxa involved, Macrophyta rank first with 65 taxa. Fifty-five of them are established in at least one subregion, mostly in the ADRIA and the CMED. Crustacea rank second with 48 taxa, followed by Polychaeta with 43 taxa, Mollusca with 29 taxa, and Fishes with 28 taxa, which were mainly reported from the CMED. In the period 2012-2017, 44 new alien species were recorded, resulting in approximately one new entry every two months. Approximately half of the NIS (~52%) recorded in Italy have most likely arrived through the transport-stowaway pathway related to shipping traffic (~28% as biofoulers, ~22% in ballast waters, and ~2% as hitchhikers). The second most common pathway is the unaided movement with currents (~19%), followed by the transport-contaminant on farmed shellfishes pathway (~18%). "Unaided" is the most common pathway for alien Fishes, especially in the CMED; escapes from confinement account for ~3% and release in nature for ~2%. The present NIS distribution hotspots for new introductions were defined at the first recipient area/location in Italy. In the ADRIA, the hotspot, Venice, accounts for the highest number of alien taxa introduced in Italy, with 50 newly recorded taxa. In the CMED subregion, the hotspots of introduction are the Taranto and Catania Gulfs, hosting 21 first records each. The Strait of Sicily represents a crossroad between

alien taxa from the Atlantic Ocean and the Indo-Pacific area. In the WMED, bioinvasion hotspots include the Gulfs of Naples, Genoa and Livorno.

This review can serve as an updated baseline for future coordination and harmonization of monitoring initiatives under international, EU and regional policies, for the compilation of new data from established monitoring programs, and for rapid assessment surveys.

Keywords: Marine alien species; trends; MSFD; Italy; Mediterranean Sea.

Introduction

Biopollution, i.e. the redistribution of the Earth's species to habitats and ecosystems that were previously isolated from each other, is globally recognized as a menace to biodiversity, the economy, and human health (Vitousek *et al.*, 1996). This phenomenon is so widespread to be considered a significant part of global environmental change (Vitousek *et al.*, 1996; Ojaveer *et al.*, 2015). From this perspective, at the 10th meeting of the Conference of the Parties held in 2010 in Nagoya, the Convention on Biological Diversity (CBD) adopted a new Strategic Plan for Biodiversity 2011-2020 and set 20 "Aichi targets", including Target 9 on alien species: "By 2020, invasive alien species and pathways are identified and prioritized, priority species are controlled or eradicated and measures are in place to manage pathways to prevent their introduction and establishment". At European Union (EU) level, the Marine Strategy Framework Directive (MSFD) (Directive 2008/56/EC) has an overall goal to achieve a Good Environmental Status (GES) in the EU's marine waters by the year 2020, and one of its key descriptors for the initial marine strategy assessment is Descriptor D2, which addresses "Non Indigenous Species" (NIS), referred also here as alien species. The criteria for the assessment process towards a GES with respect to D2 will be based, amongst other information, on the abundance and spatial distribution of marine alien species, especially invasive ones, and on the environmental impact of the Non Indigenous Species (EU, 2017). The implementation of policies concerning the spread of alien species requires reliable data on the distribution, pathways, and impacts for each of them. In Italy, in order to satisfy this need, several attempts to review the recorded alien species have been made either at national scale covering all taxonomic groups (e.g. Occhipinti-Ambrogi *et al.*, 2011; Marchini *et al.*, 2013) or limited to particular groups and regions (e.g. alien Mollusca: Crocetta, 2012; Crocetta *et al.*, 2013; alien Macrophyta: Cormaci *et al.*, 2004). At local scale, comprehensive inventories of NIS concern particular areas such as the Venice Lagoon (Occhipinti-Ambrogi, 2000; Marchini *et al.*, 2015), the Apulian coast (Gravili *et al.*, 2010), the Calabrian coasts (Sperone *et al.*, 2015), the

Strait of Sicily (Azzurro *et al.*, 2014), the Egadi Islands (Mannino *et al.*, 2017), and a few others. Also, inventories of alien species, databases, and information systems have been implemented globally (e.g. GRIIS¹), at European level (e.g. EASIN², AquaNIS³, DAISIE⁴), and at national level (e.g. www.marinealien.sinanet.isprambiente.it). These systems operate by sharing their data over the web. For example, LifeWatch Alien Species VRE⁵ is a platform that aims to develop supporting systems for experimental research on the arrival and spread of aquatic and terrestrial alien species; Oddfish⁶ reports, through a Facebook page, observations and experiences of participating citizens regarding unusual captures and sightings of marine biota, in particular tropical fishes that reach the Italian shores, as in the case of *Sciaenops ocellatus* (Langeneck *et al.*, 2017); Seawatchers⁷ invasive species and Seawatchers Italia Alge Aliene⁸ are sea observatory networks that aim to map alien species in the Mediterranean by making use of citizen observations verified by scientists; the "Aliens in the Sea" Project⁹, is a further initiative addressed to citizens, as well as the national campaign of monitoring/awareness-raising focusing on *Lagocephalus sceleratus* (Andaloro *et al.*, 2016; Azzurro *et al.*, 2016) and on *Pterois miles*. Citizen Science and Local Ecological Knowledge are increasingly employed to contribute with observations of Non Indigenous Species (Azzurro *et al.*, 2018a), especially when evidence such as photos and videos can be reviewed and validated by researchers, and translated into geo-referenced information. Nevertheless, the spread of alien species is an on-going phenomenon, which requires accurate inventories based on continuous updates and scientific validation of the obtained data. This is of vital importance for the Mediterranean Sea, where the rate of introduction of new species kept increasing until 2010, when it reached a rate of approximately one new entry every two weeks (Zenetos, 2010), although this rate has slowed down recently (Zenetos, 2017; Zenetos *et al.*, 2017).

Italy, with more than 7,000 km of coastline, has a prominent position in the Mediterranean Sea. Placed at the intersection of distinct basins, it has different hydrographic characteristics relevant to the spread of alien species in Italian seas. The most recent review enumerated 165 NIS

1 Global Register of Invasive Alien Species (<http://www.griis.org>).

2 European Alien Species Information Network (<https://easin.jrc.ec.europa.eu/>).

3 Information system on aquatic non-indigenous and cryptogenic species (<http://www.corpi.ku.lt/databases/index.php/aquanis/>).

4 Delivering Alien Invasive Species Inventories for Europe (<http://www.europe-aliens.org>).

5 LifeWatch Alien Species Virtual Environment (<http://www.servicecentrelifewatch.eu/alien-species-vre>).

6 Oddfish – Seawatchers – Exotic species: (<https://www.facebook.com/groups/1714585748824288/>).

7 <http://www.observadoresdelmar.es/?idioma=en>.

8 <https://www.facebook.com/obsdelmar/>.

9 <http://www.unipa.it/dipartimenti/stebicef/.content/convegna/Poster-Progetto-Aliens-in-the-sea.pdf>.

in Italy for the period 1945-2009 (Occhipinti-Ambrogi *et al.*, 2011). This number was updated in 2013 with the addition of 11 species (Marchini *et al.*, 2013). Yet, this is far from the 242 NIS reported by Andaloro *et al.* (2012) and EASIN (about 300 species). The aforementioned discrepancies can be attributed to the different periods involved, but mostly to definitions and related uncertainties. What is true, however, is that the number of NIS in Italian seas is increasing rapidly due to: a) increased scientific effort; b) the recent reassessments of the alien or cryptogenic status of some alien species (Zenetos *et al.*, 2017); and c) the evolution of taxonomic approaches.

The re-examination of national alien species lists, their ecology, distribution, pathways of introduction, impacts, and control options is essential for efficient prevention, detection, and management of bioinvasions (Katsanevakis *et al.*, 2015), especially within the framework of the recent invasive species policies, both internationally and under the MSFD. The aim of this paper is to present an updated inventory of alien species and their related potential pathways of introduction in each MSFD subregion located along the Italian coasts. Trends in introductions per 6-year periods (i.e. D2C1 of the MSFD – EU, 2017) and potential pathways are presented at both national and MSFD level as indicators, in view of the implementation of the MSFD in Italian waters.

Materials and Methods

A comprehensive bibliographic survey was performed to gather data for this review. Indexed and non-indexed journals, as well as grey literature, were researched since many historical and a few recent journals are not yet ISI indexed (e.g. *Archivio di Oceanografia e Limnologia, Bollettino Malacologico, Natura Milano, Oebalia, Thalassia Salentina*, to mention some important Italian journals). In addition, several old and recent obscure papers and books with first records of alien species in Italian waters have been used. Our survey also includes some new findings of yet unpublished occurrence records. Taxonomically, our survey follows the World Register of Marine Species (WoRMS)¹⁰, Algaebase¹¹, and Catalog of Fishes¹².

Only NIS detected in marine and brackish waters were considered. The following data, as defined by the MSFD, are provided for each alien species belonging to multicellular and unicellular (Foraminifera) taxa, including subspecies, varieties, and genera, recorded and confirmed from Italian seas by December 2017 and reported in 2018:

1. distribution per MSFD subregion, namely, ADRIA, CMED, and WMED (EEA, 2015) - for details see study area;
2. native distribution range – i.e. putative native area. For the analysis, species such as those originating from the tropical western Pacific and tropical eastern Pacific were grouped together (Tropical Pacific); the

same applies to those originating from the tropical western and eastern Atlantic (Tropical Atlantic). The Northern Pacific and North Atlantic include their respective eastern and western parts; the same applies to the South Pacific and South Atlantic that group together the respective eastern and western parts. Species characterized by a wider native distribution such as circum(sub)tropical and circumboreal species, were clustered together;

3. date of the first finding (year or range of years) for the different MSFD subregions;
4. establishment success. For each MSFD subregion the establishment success was defined on the basis of the following terminology:
 - established (EST), a species with at least a self-maintaining population currently known to occur in the wild (including newly recorded species);
 - invasive (INV), an established alien species that may change and threaten the native biodiversity of the invaded ecosystem or habitat;
 - casual (CAS), a species that has never been able to spread nor reproduce in that area or with only a single or a few specimens recorded;
 - unknown (UNK), a species whose establishment success is unknown. They are characterized by unconfirmed occurrence in a particular location, although previously recorded elsewhere in the Mediterranean, or species not validated because of incomplete documentation;
5. most plausible primary pathway/s, according to the Convention on Biological Diversity (CBD, 2014) see Supplement 1.

Species assigned to one of the following categories were excluded:

- species that cannot thrive in marine waters such as *Procambarus clarkii* (Girard, 1852), a truly fresh-water species, which was only occasionally recorded in slightly brackish estuarine habitats;
- cryptogenic species, a taxon that is not demonstrably native or introduced (Carlton, 1996);
- questionable species, a taxon whose presence in a certain area is not confirmed likely due to missing voucher material or published picture, although it has already been reported from other parts of the Mediterranean;
- species with unclear taxonomy; species with debatable status (species complexes/unconfirmed presence in the Mediterranean) such as *Eurythoe complanata* (Pallas, 1766), *Kyphosus* spp. (Mannino *et al.*, 2015);
- species recorded merely on the basis of empty shells with no subsequent records such as the gastropod *Cymbium cucumis* Röding, 1798;
- records based on specimens released in the wild (e.g. for fishery/culture purposes of specimens) that did not survive such as *Pinctada imbricata radiata* (Leach, 1814), which was voluntarily introduced in the Fusaro Lagoon (Mazzarelli, 1923) or *Indothais lacera*

¹⁰ <http://www.marinespecies.org>.

¹¹ <http://www.algaebase.org>.

¹² <http://www.calacademy.org/scientists/projects/catalog-of-fishes>.

(Born, 1778), discarded alive in Caprolace Lagoon (Bini, 1983);

- records based on erroneous identification/geographical distribution such as *Branchiommma bairdi* (McIntosh, 1885), reported by Arias *et al.* (2013), which is in fact *Branchiommma bohollense* (Grube, 1870);
- native range expanding species, i.e. those species which may have arrived through natural expansion from another area of the Mediterranean Sea [e.g. southern Mediterranean species that expand along the Italian coasts according to the “meridionalization” phenomenon (Riera *et al.*, 1995)] or from a neighbouring ocean (e.g. eastern Atlantic species, in particular fish). More precisely, an East Atlantic species recently entered the Mediterranean facilitated by climate change should not be considered “alien” *per se*, but only if it displays discontinuous dispersion; that is the case of an East Atlantic species found in the central or the eastern Mediterranean but not in the western. Taxa that arrived in Italian waters through phoresy and represent first records for the Mediterranean are also excluded, e.g. Cirripedia on sea turtles capable of wide migrations. *Chelonibia manati crenatibasis* Pilsbry, 1916, a tropical Atlantic species that lives on manatees and on turtles and that was found as an epibiont on a *Caretta caretta* in 2012 in Cesenatico (Rinaldi, 2017), is considered a range expanding species.
- Tethyan relicts such as the macrophytes *Acanthophora nayadiformis* (Delile) Papenfuss and *Ganonema farinosum* (J.V. Lamouroux) K.C. Fan & Yung C. Wang.

Study area, MSFD division

The main geographical, morphological and environmental characteristics of the Italian Seas are outlined below. The study area includes the Italian territorial seas, which belong to three MSFD subregions: the Adriatic (ADRIA), the central Mediterranean (CMED), and the western Mediterranean (WMED). The border between ADRIA and CMED is defined by a line that runs from Capo Santa Maria di Leuca (Italy) (39.8° N, 18.36666° E) to the west coasts of Corfu (Greece) (39.75194° N, 19.62777° E); the border between CMED and WMED is defined by a line that joins Capo Bon (37.08333° N, 11.05° E) (Tunisia) with Capo Lilibeo (37.8° N, 12.43333° E) (Sicily, Italy); between Sicily and the mainland of Italy, the border of WMED is a line that connects Capo Peloro (North-East Sicily, Italy) (38.26666° N, 15.65° E) to Capo Paci (Calabria, Italy) (38.25° N, 15.7° E) on the mainland (Figure 1).

The three subregions present different hydrographic and environmental characteristics of both the coastline and the seabed in their Italian portion. ADRIA is characterized by sandy shores (except for limited rocky areas in

the north-east, the Conero promontory, and a large part of the Apulian coast) and can be divided into three sectors (Marini *et al.*, 2006): (i) northern Adriatic, with a 30 m average depth; (ii) central Adriatic, which is deeper and includes the 270 m deep Jabuka Pit; (iii) southern Adriatic, which is >1,200 m deep in its central part and ends at the Otranto Straits. CMED and WMED have mainly rocky coasts and a much more articulated seabed profile, with areas as deep as >4,100 and >3,700 m respectively, and a generally much narrower continental shelf in the Ionian Sea than in the two other subregions.

The average sea surface temperature is around 22-25°C in summer and 8-14°C in winter depending on the area, with a clear north-south gradient. The lowest temperatures are recorded in the North Adriatic (less than 8°C in winter, 22-23°C in summer) and the highest in the Ionian Sea (24-25°C) (Relini *et al.*, 1999).

The currents follow a general large-scale cyclonic pattern in all subregions with the highest speed in the Strait of Sicily (Relini *et al.*, 1999). Tidal amplitude of up to 1.5 m occurs in the northern Adriatic, which is amongst the highest in the Mediterranean (Airoidi *et al.*, 2015).

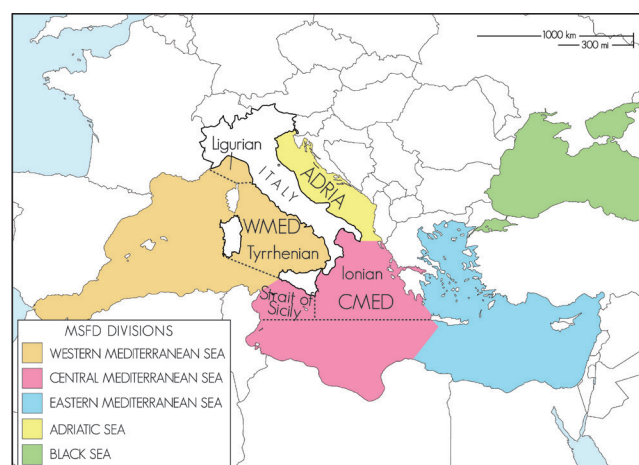


Fig. 1: Italian marine subregions according to the MSFD.

Results and Discussion

The core of this work is summarised in Table 1, which presents a list of the multicellular and unicellular (Foraminifera) NIS recorded along the coasts of Italy for each MSFD subregion. This section consists of seven parts. Parts 1 to 3 deal with the distribution of the alien species belonging to the seven systematic groups within each of the three MSFD subregions. The next three parts discuss the overall trends resulting from the data provided in Table 1. Finally, the seventh part is focused on the hotspots of introduction (i.e. the first recipient areas in Italian seas).

Table 1. Recorded marine alien species in Italian MSFD subregions. Species listed in alphabetic order per taxon within phyla, classes or orders.

Abbreviations: **NDR**=native distribution range; **RS**=Red Sea, **IO**=Indian Ocean, **IP**=Indo-Pacific, **PTW**=Pacific Tropical West, **PTE**=Pacific Tropical East, **PT**=Pacific Tropical, **PO**=Pacific Ocean, **PW**=Pacific West, **PN**=Pacific North, **PS**=Pacific South, **PSE**=Pacific Southeast, **PSW**=Pacific Southwest, **PNE**=Pacific Northeast, **PNW**=Pacific Northwest, **ASE**=Atlantic Southeast, **ASW**=Atlantic Southwest, **ANE**=Atlantic Northeast, **ANW**=Atlantic Northwest, **ATW**=Atlantic Tropical West, **ATE**=Atlantic Tropical East, **AT**=Atlantic Tropical, **AO**=Atlantic Ocean, **AW**=Atlantic West, **AN**=Atlantic North, **ArO**=Arctic Ocean, **CoC**=Cosmopolitan Circumtropical, **CoT**=Cosmopolitan Temperate, **UNK**=Unknown. **Year**=first detection year or year of publication of the first record when the year of actual finding is missing; **Success**=population success; **CAS**=casual, **EST**=established, **INV**=invasive, **UNK**=unknown; **Ref**=reference for first record (see: Supplementary material S2); **PP**=potential pathway/s, **REL/FISH**=RELEASE IN NATURE: Fishery in the wild, **REL/OTH**=RELEASE IN NATURE: Other intentional release, **ESC/AQ-MA**=ESCAPE FROM CONFINEMENT: Aquaculture/mariculture, **ESC/AQ**=ESCAPE FROM CONFINEMENT: Aquaria (excluding domestic aquaria), **ESC/DOM**=ESCAPE FROM CONFINEMENT: Domestic aquarium species (including live food for such species), **ESC/FO-BA**=ESCAPE FROM CONFINEMENT: Live food and live bait, **CONT/AN**=TRANSPORT-CONTAMINANT: Contaminant on animals (including species transported by host/vector), **CONT/PAR-AN**=TRANSPORT-CONTAMINANT: Parasites on animals (including species transported by host and vector), **ST/SH-BAL**=TRANSPORT-STOWAWAY: Hitchhikers on ship/boat (excluding ballast water and hull fouling), **ST/SH-BAL**=TRANSPORT-STOWAWAY: Ship/boat ballast water, **ST/SH-HIT**=TRANSPORT-STOWAWAY: Ship/boat hull fouling, **ST/PAC**=TRANSPORT-STOWAWAY: Organic packing material, **UNAI**=UNAIDED: Natural dispersal across borders.

TAXA	NDR	ADRIA			CMED			WMED				
		Year	Success	Ref.	Year	Success	Ref.	Year	Success	Ref.		
FORAMINIFERA												
<i>Amphistegina lobifera</i> Larsen 1976	CoC	-	-	-	2005	INV	1	UNAI, ST/SH-BAL, CONT/AN	2017	INV	2	UNAI, ST/SH-BAL, CONT/AN
<i>Amphistegina</i> cf. <i>A. papillosa</i> Said, 1949	RS, IP, ATW	-	-	-	2005	EST	1	UNAI, ST/SH-BAL	2017	EST	2	UNAI, ST/SH-BAL
<i>Amphistegina lessonii</i> d'Orbigny in Guérin-Méneville, 1832	RS, IP, ATW	-	-	-	2005	INV	1	UNAI, ST/SH-BAL, CONT/AN	2017	INV	2	UNAI, ST/SH-BAL, CONT/AN
<i>Coscinospira arietina</i> (Batsch, 1791)	IP	-	-	-	-	-	-	-	2017	CAS	2	UNAI, ST/SH-BAL
<i>Entosigmomorphina</i> sp.	IP	-	-	-	2005	CAS	1	UNAI, ST/SH-BAL	-	-	-	-
<i>Euthymonacha polita</i> (Chapman, 1900)	IP	2013	CAS	3	-	-	-	UNAI, ST/SH-BAL	-	-	-	-
<i>Loxostomina costulata</i> (Cushman, 1922)	ATW, IP	2013	EST	3	-	-	-	UNAI, ST/SH-BAL	-	-	-	-
<i>Sorites variabilis</i> Lacroix, 1941	IP	-	-	-	-	-	-	-	2003	EST	4	UNAI, ST/SH-BAL
<i>Spirocolina antillarum</i> (d'Orbigny, 1839)	ATW, IP	2013	EST	3	-	-	-	UNAI, ST/SH-BAL	-	-	-	-

(continued)

Table 1. (continued)

TAXA	NDR			ADRIA			CMED			WMED		
	Year	Success	Ref.	Year	Success	Ref.	Year	Success	Ref.	Year	Success	Ref.
MACROPHYTA												
Chlorophyta												
<i>Batophora</i> sp.	-	-	-	2003	CAS	5	UNK	-	-	-	-	-
<i>Caulerpa cylindracea</i> Sonder	IP	INV	6	1993	INV	7	UNK	1993	INV	8	UNK	
<i>Caulerpa taxifolia</i> (M.Vahl) C.Agardh	ATW	-	-	1993	EST	9	ESC/AQ	1992	EST	10	ESC/AQ	
<i>Caulerpa taxifolia</i> var. <i>distichophylla</i> (Sonder) Verlaque, Huisman & Procaccini	IO	-	-	2007	INV	11	ESC/DOM, ST/SH- FOU	2013	EST	12	ESC/DOM, ST/SH- FOU	
<i>Codium fragile</i> subsp. <i>fragile</i> (Suringar) Hariot	PNW	EST	13	CONT/AN, ST/SH- FOU	EST	14	CONT/AN, ST/SH- FOU	1972	EST	15	CONT/AN, ST/SH- FOU	
<i>Ulva australis</i> Areschoug	PNW	EST	16	CONT/AN	-	-	-	-	-	-	-	-
<i>Ulva californica</i> Wille	PNE	EST	17	CONT/AN	-	-	-	-	-	-	-	-
<i>Ulva ohnoi</i> M.Hiraoka & S.Shimada	PNW	-	-	2011-13	UNK	18	UNK	-	-	-	-	-
<i>Ulvaria obscura</i> (Kützting) Gayral ex Bliding	ANE	EST	19	CONT/AN	-	-	-	-	-	-	-	-
<i>Uronema marinum</i> Womersley	PSW	EST	20	CONT/AN	-	-	-	-	-	-	-	-
Ochrophyta												
<i>Ascophyllum nodosum</i> (Linnaeus) Le Jolis	AO	-	-	2009	CAS	21	ST/PAC	-	-	-	-	-
<i>Botrydella parva</i> (Takamatsu) H.S.Kim	PNW	EST	22	CONT/AN	-	-	-	-	-	-	-	-
<i>Chrysonophos lewisii</i> (W.R.Taylor) W.R.Taylor	ATW	-	-	-	-	-	-	1992	EST	23	ST/SH- FOU	
<i>Cladosiphon zosteræ</i> (J.Agardh) Kyllin	AO	≤1978	13	CONT/AN	EST	24	CONT/AN	1980	EST	25	CONT/AN	
<i>Colpomenia peregrina</i> Sauvageau	ANE	1975	26	CONT/AN	EST	27	CONT/AN	1939	EST	28	CONT/AN	(continued)

Table 1. (continued)

TAXA	NDR			ADRIA			CMED			WMED		
	Year	Success	Ref.	Year	PP	Ref.	Year	Success	Ref.	Year	Success	Ref.
<i>Cutleria multifida</i> (Turner) Greville	1847	EST	29	1904	CONT/AN	30	1842	EST	31	1842	EST	31
<i>Halothrix lumbricalis</i> (Kützing) Reinke	1992	UNK	32	1978	CONT/AN	33	-	EST	-	-	-	-
<i>Leathesia marina</i> (Lyngbye) Decaisne	1996	EST	34	1996	CONT/AN	35	-	EST	-	-	-	-
<i>Padina boergesenii</i> Allender & Kraft	-	-	-	1963-66	-	36	-	EST	-	-	-	-
<i>Punctaria tenuissima</i> (C.Agardh) Greville	1998	EST	34	-	CONT/AN	-	-	-	-	-	-	-
<i>Sargassum muticum</i> (Yendo) Fensholt	1992	EST	37	-	CONT/AN	-	-	-	-	-	-	-
<i>Scytosiphon dotyi</i> M.J.Wynne	1960-77	EST	13	-	CONT/AN	-	-	-	-	-	-	-
<i>Undaria pinnatifida</i> (Harvey) Suringar	1992	EST	38	1998	ST/PAC	39	-	CAS	-	-	-	-
Rhodophyta												
<i>Acrothamnion preissii</i> (Sonder) E.M.Wollaston	2007	EST	40	1997	ST/SH- FOU, ESC/ DOM	41	1969	EST	42	1969	INV	42
<i>Agardhiella subulata</i> (C.Agardh) Kraft & M.J.Wynne	2003	EST	43	1987	CONT/AN	44	-	EST	-	-	-	-
<i>Aglaothamnion feldmanniae</i> Halos	2000	EST	45	-	ST/SH- FOU	-	1975	-	46	1975	EST	46
<i>Aglaothamnion halliae</i> (F.S.Collins) N.E.Aponte, D.L. Ballantine & J.N.Norris	2016	CAS	47	-	CONT/AN	-	-	-	-	-	-	-
<i>Antithamnion amphigenum</i> A.Millar	-	-	-	2005	-	48	1995	UNK	49	1995	EST	49
<i>Antithamnion hubbsii</i> E.Y.Dawson	1994	EST	50	-	CONT/AN, ST/SH- FOU	-	-	-	-	-	-	-

(continued)

Table 1. (continued)

TAXA	NDR			ADRIA			CMED			WMED			
	Year	Success	Ref.	PP	Year	Success	Ref.	PP	Year	Success	Ref.	PP	
<i>Asparagopsis armata</i> Harvey	IO	≤1978	EST	13	ST/SH-FOU	1965-66	INV	51	ST/SH-FOU	1880	EST	52	ST/SH-FOU
<i>Asparagopsis taxiformis</i> (Delile) Trevisan – lineage 2	IP	-	-	-	-	2014	EST	53	ST/SH-FOU	1993	EST	54	ST/SH-FOU
<i>Bonnemaisonia hamifera</i> Hariot	PNW	1995	EST	55	ST/SH-FOU	1973	EST	56	ST/SH-FOU	2001-02	UNK	57	ST/SH-FOU
<i>Botryocladia madagascariensis</i> G.Feldmann	IO	1997	EST	58	ST/SH-FOU, UNAI	1978	EST	59	ST/SH-FOU, UNAI	1991	EST	60	ST/SH-FOU, UNAI
<i>Ceramium strobiliforme</i> G.W.Lawson & D.M.John	ATE	1997	CAS	58	ST/SH-FOU	-	-	-	-	1991	EST	59	ST/SH-FOU
<i>Chondria curvilineata</i> Collins & Hervey	ATW	-	-	-	-	2015	EST	61	ST/SH-FOU	-	-	-	-
<i>Chondria polyrhiza</i> Collins & Hervey	ATW	-	-	-	-	1992	UNK	62	ST/SH-FOU	-	-	-	-
<i>Chondria pygmaea</i> Garbary & Vandermeulen	RS	1997	EST	58	UNAI	1991	UNK	59	UNAI	1995	UNK	63	UNAI
<i>Dasysiphonia japonica</i> (Yendo) H.-S.Kim	PNW	1999	EST	64	CONT/AN	-	-	-	-	-	-	-	-
<i>Gracilaria vermiculophylla</i> (Ohmi) Papenfuss	PNW	2008	EST	65	CONT/AN	-	-	-	-	-	-	-	-
<i>Grateloupia minima</i> P.Crouan & H.Crouan	ANE	-	-	-	-	2010	EST	66	CONT/AN	-	-	-	-
<i>Grateloupia turuturu</i> Yamada	PNW	1987	EST	67	CONT/AN	2007	EST	68	CONT/AN	-	-	-	-
<i>Grateloupia yinggehaiensis</i> H.W.Wang & R.X.Luan	PTW	2008	EST	69	CONT/AN	-	-	-	-	-	-	-	-
<i>Griffithsia corallimoides</i> (Linnaeus) Trevisan	ANE	-	-	-	-	1963-66	UNK	36	CONT/AN, ST/SH-FOU	1963-64	EST	70	CONT/AN, ST/SH-FOU

(continued)

Table 1. (continued)

TAXA	NDR			ADRIA			CMED			WMED		
	Year	Success	Ref.	PP	Year	Success	Ref.	PP	Year	Success	Ref.	PP
<i>Hypnea cornuta</i> (Kützting) J.A.gardh	-	-	-	-	2000	EST	71	CONT/ AN, ST/ SH-FOU, UNAI	-	-	-	-
<i>Hypnea cervicornis</i> J.A.gardh	2009	EST	72	CONT/AN, ST/SH- FOU	-	-	-	-	-	-	-	-
<i>Hypnea spinella</i> (C.A.gardh) Kützting	ATW	-	-	-	1985	EST	73	ST/SH- FOU, UNAI	1990	EST	74	ST/SH- FOU, UNAI
<i>Hypnea valentiae</i> (Turner) Montagne	RS	2000	CAS	CONT/AN	-	-	-	-	-	-	-	-
<i>Lomentaria hakodatensis</i> Yendo	PNW	2000	EST	CONT/AN	-	-	-	-	-	-	-	-
<i>Lophocladia lallemandii</i> (Montagne) F.Schmitz	RS	≤1978	EST	ST/SH- FOU, UNAI	1969	INV	76	ST/SH- FOU, UNAI	1971	UNK	77	ST/SH- FOU, UNAI
<i>Melanothamnus harveyi</i> (Bailey) Diaz-Tapia & Maggs	ANW	1998	EST	CONT/AN, ST/SH- FOU	1990-91	UNK	78	CONT/AN, ST/SH- FOU	1971	UNK	79	CONT/AN, ST/SH- FOU
<i>Melanothamnus japonicus</i> (Harvey) Diaz-Tapia & Maggs	PNW	2016	EST	CONT/AN	-	-	-	-	-	-	-	-
<i>Pachymeniopsis lanceolata</i> (K.Okamura) Y.Yamada ex S.Kawabata	PNW	-	-	-	1982	UNK	80	CONT/AN	-	-	-	-
<i>Palisada maris-rubri</i> (K.W.Nam & Saito) K.W.Nam	RS	-	-	-	1991	CAS	81	UNAI	-	-	-	-
<i>Phrix spatulata</i> (E.Y.Dawson) M.J.Wynne, M.Kamiya & J.A.West	PNE	-	-	-	1999	UNK	82	ST/SH- FOU	1992	EST	83	ST/SH- FOU
<i>Plocamium secundatum</i> (Kützting) Kützting	PSW	-	-	-	≤1991	CAS	84	ST/SH- FOU	-	-	-	-
<i>Polysiphonia morrowii</i> Harvey	PNW	1999	EST	CONT/AN	2012	EST	86	CONT/AN	-	-	-	-

(continued)

Table 1. (continued)

TAXA	NDR			ADRIA			CMED			WMED		
	Year	Success	Ref.	PP	Year	Success	Ref.	PP	Year	Success	Ref.	PP
<i>Polysiphonia paniculata</i> Montagne	-	-	-	-	1971	CAS	51	ST/SH-FOU	1980	CAS	25	ST/SH-FOU
<i>Polysiphonia schneideri</i> B. Stuercke & D.W. Freshwater	2016	EST	47	ST/SH-FOU	-	-	-	-	-	-	-	-
<i>Pyropia suborbiculata</i> (Kjellman) J.E. Sutherland, H.G. Choi, M.S. Hwang & W.A. Nelson	2014	EST	87	CONT/AN, ST/SH-FOU	-	-	-	-	-	-	-	-
<i>Pyropia yezoensis</i> (Ueda) M.S. Hwang & H.G. Choi	2010	EST	88	CONT/AN, REL/FISH	-	-	-	-	-	-	-	-
<i>Solieria filiformis</i> (Kützting) P.W. Gabrielson	2003	EST	43	ST/SH-FOU	1922	CAS	89	ST/SH-FOU	-	-	-	-
<i>Spermothamnion cymosum</i> (Harvey) De Toni	2010	EST	88	ST/SH-FOU	-	-	-	-	-	-	-	-
<i>Symphocladia marchantioides</i> (Harvey) Falkenberg	-	-	-	-	-	-	-	-	1984	EST	90	ST/SH-FOU
<i>Womersleyella setacea</i> (Hollenberg) R.E. Norris	1997	EST	58	ST/SH-FOU, ESC/AQ	1993	INV	91	ST/SH-FOU, ESC/AQ	1986	INV	92	ST/SH-FOU, ESC/AQ
Tracheophyta												
<i>Halophila stipulacea</i> (Forsskål) Ascherson	-	-	-	-	1998	EST	93	UNAI	1995	EST	63	UNAI
POLYCHAETA												
<i>Axonice medusa</i> (Savigny, 1822)	-	-	-	-	1987	EST	94	ST/SH-BAL, ST/SH-FOU, UNAI	-	-	-	-
<i>Branchiommata boholense</i> (Grube, 1878)	2012	INV	95	UNAI	2007 ^B	INV	96	UNAI	2004	INV	95	UNAI
<i>Branchiommata luctuosum</i> (Grube, 1870)	2000	INV	97	ST/SH-BAL, ST/SH-FOU	1988	INV	98	ST/SH-BAL, ST/SH-FOU	1978-79	INV	99	ST/SH-BAL, ST/SH-FOU

(continued)

Table 1. (continued)

TAXA	NDR	ADRIA			CMED			WMED					
		Year	Success	Ref.	PP	Year	Success	Ref.	PP	Year	Success	Ref.	PP
<i>Chaetozona corona</i> Berkeley & Berkeley, 1941	PNE, AW	2006	EST	100	ST/SH-BAL	2010	CAS	101	ST/SH-BAL	2016	EST	102	ST/SH-BAL
<i>Desdemona ornata</i> Banse, 1957	IO	1992	EST	103	ST/SH-BAL	-	-	-	-	1983-84	EST	104	ST/SH-BAL
<i>Diopatra hupferiana hupferiana</i> (Augener, 1918)	AT	-	-	-	-	1975	CAS	105	ST/SH-BAL	-	-	-	-
<i>Diopatra hupferiana monroi</i> (Day, 1957)	IO	-	-	-	-	1977	CAS	106	ST/SH-BAL	-	-	-	-
<i>Erinaceusyllis serratosetosa</i> (Hartmann-Schröder, 1982)	PO	2006	CAS	107	ST/SH-BAL	-	-	-	-	-	-	-	-
<i>Fabriciella ghardaqa</i> Banse, 1959	RS	1986-94	CAS	108	ST/SH-BAL	-	-	-	-	-	-	-	-
<i>Ficopomatus enigmaticus</i> (Fauvel, 1923)	IO	1934	INV	109	UNAI	1955	INV	110	UNAI	1919	INV	111	UNAI
<i>Hesionura serrata</i> (Hartmann-Schröder, 1960)	RS	2010	CAS	112	UNAI	-	-	-	-	-	-	-	-
<i>Hydroides dirampha</i> Möreh, 1863	Co(sub)C	2014	CAS	113	ST/SH-FOU	2013-14	EST	114	ST/SH-BAL, ST/SH-FOU	1868-69	EST	115	ST/SH-BAL, ST/SH-FOU
<i>Hydroides elegans</i> (Haswell, 1883)	IP	1938	INV	109	ST/SH-BAL, ST/SH-FOU	≤1965	INV	116	ST/SH-BAL, ST/SH-FOU	1888	INV	117	ST/SH-BAL, ST/SH-FOU
<i>Hydroides sanctaecrucis</i> Krøyer in Möreh, 1863	ATW	2016	UNK	118	UNAI ^A	-	-	-	-	-	-	-	-
<i>Leiochirides australis</i> Augener, 1914	PO	≤1996	EST	119	ST/SH-BAL, ST/SH-FOU	≤1996	EST	119	ST/SH-BAL, ST/SH-FOU	≤1996	EST	119	ST/SH-BAL, ST/SH-FOU
<i>Leodice antennata</i> Savigny in Lamarck, 1818	IP	-	-	-	-	≤1993	CAS	120	UNAI	-	-	-	-
<i>Linopherus canariensis</i> Langerhans, 1881	AO	-	-	-	-	2006-09 ^B	EST	121	ST/SH-BAL, ST/SH-FOU	-	-	-	-

(continued)

Table 1. (continued)

TAXA	NDR			ADRIA			CMED			WMED				
	Year	Success	Ref.	Year	Success	Ref.	Year	Success	Ref.	Year	Success	Ref.	PP	
<i>Lumbrinerides neogesa</i> Miura, 1981	ASE	≤1991	CAS	122	ST/SH-BAL	-	-	-	-	≤1991	CAS	122	ST/SH-BAL	
<i>Lumbrineris acutiformis</i> Gallardo, 1968	PO	-	-	-	-	-	1987	CAS	94	ST/SH-BAL	-	-	-	
<i>Lumbrineris perkinsi</i> Carrera-Parra, 2001	IP	-	-	-	-	-	2013	EST	123	ST/SH-BAL	1975-76	EST	124	ST/SH-BAL
<i>Lysidice collaris</i> Grube, 1870	PO, RS	2000	EST	125	UNAI	1961	EST	126	126	ST/SH-BAL, ST/SH-FOU, UNAI	1971	EST	127	ST/SH-BAL, ST/SH-FOU, UNAI
<i>Metasychis gotoi</i> (Izuka, 1902)	RS	1934-36	CAS	128	UNAI	≤2008	EST	103	103	UNAI	1999-2009	EST	129	UNAI
<i>Naineris setosa</i> (Verrill, 1900)	ATW	2003	CAS	130	CONT/AN	-	-	-	-	2010	EST	131	CONT/AN	
<i>Neanthes agulhana</i> (Day, 1963)	ASE	2008	EST	132	UNAI	2008	EST	132	132	UNAI	2011	EST	132	UNAI
<i>Nereis jacksoni</i> Kinberg, 1866	IP	≤2015	CAS	133	UNK	-	-	-	-	1983-84	CAS	134	UNAI	
<i>Notomastus aberans</i> Day, 1957	RS	≤1990 ^{cd}	EST	135	UNAI	1992 ^c	EST	136	136	UNAI	1976-77	EST	137	UNAI
<i>Notopygos crinita</i> Grube, 1855	AO	-	-	-	-	1977	EST	138	138	ST/SH-BAL, ST/SH-FOU	-	-	-	-
<i>Ophryotrocha diadema</i> Åkesson, 1976	PNE	-	-	-	-	2006	EST	139	139	CONT/AN, ST/SH-BAL	-	-	-	-
<i>Ophryotrocha japonica</i> Paxton & Åkesson, 2010	PN	1999	EST	140	CONT/AN, ST/SH-BAL	1999	EST	140	140	CONT/AN, ST/SH-BAL	1999	EST	140	CONT/AN, ST/SH-BAL
<i>Paramphitrite birulai</i> (Ssolowiew, 1899)	ArO, ANE	2013	EST	141	UNK	-	-	-	-	-	-	-	-	-
<i>Pileolaria berkeleyana</i> (Rioja, 1942)	PTE	-	-	-	-	≤2008 ^d	EST	103	103	ST/SH-FOU	≤1995 ^p	EST	142	ST/SH-FOU
<i>Pista unibranchia</i> Day, 1963	IO	≤2008	EST	103	UNK	1977	EST	143	143	UNK	≤2008	EST	103	UNK
<i>Podarkeopsis capensis</i> (Day, 1963)	ANE, ASE	≤2008	EST	103	UNK	≤2008	EST	103	103	UNK	1982	EST	144	UNK

(continued)

Table 1. (continued)

TAXA	NDR			ADRIA			CMED			WMED		
	Year	Success	Ref.	PP	Year	Success	Ref.	PP	Year	Success	Ref.	PP
<i>Polydora colonia</i> Moore, 1907	2009	CAS	145	UNK	-	-	-	-	-	-	-	-
<i>Polydora cornuta</i> Bosc, 1802	2009	EST	146	ST/SH-BAL	-	-	-	-	-	-	-	-
<i>Prionospio pygmaeus</i> Hartman, 1961	-	-	-	-	-	-	-	-	1987	CAS	147	UNK
<i>Pseudonereis anomala</i> Gravier, 1900	-	-	-	-	2013	CAS	148	ST/SH-BAL	-	-	-	-
<i>Pseudopolydora paucibranchiata</i> (Okuda, 1937)	-	-	-	-	-	-	-	-	1977	EST	149	UNK
<i>Spirobranchus tetraceros</i> (Schmarda, 1861)	-	-	-	-	2016	CAS	150	ST/SH-BAL, ST/SH-FOU, CONT/AN	-	-	-	-
<i>Spirorbis (Spirorbis) marioni</i> Caullery & Mesnil, 1897	-	-	-	-	≤2008	UNK	103	ST/SH-FOU	1977	EST	151	ST/SH-FOU
<i>Streblosoma comatus</i> (Grube, 1859)	2000	CAS	152	ST/SH-BAL	-	-	-	-	1975-76	EST	124	ST/SH-BAL
<i>Syllis hyllebergi</i> (Licher, 1999)	-	-	-	-	2008 ^B	EST	153	CONT/AN	-	-	-	-
<i>Syllis pectinans</i> Haswell, 1920	-	-	-	-	-	-	-	-	2013	CAS	154	UNK
CRUSTACEA												
Amphipoda												
<i>Caprella scaura</i> Templeton, 1836	1994-95	EST	155	CONT/AN	≤2004	EST	156	CONT/AN	2003-04	EST	157	CONT/AN
<i>Grandidierella japonica</i> Stephensen, 1938	2015	EST	158	ST/SH-FOU, CONT/AN	-	-	-	-	2013	EST	159	ST/SH-FOU, CONT/AN
<i>Photis lamellifera</i> Schellenberg, 1928	-	-	-	-	1990	CAS	160	UNAI	-	-	-	-
<i>Stenothoe georgiana</i> Bynum & Fox, 1977	-	-	-	-	2016	EST	150	ST/SH-FOU, CONT/AN	2013	EST	161	ST/SH-FOU, CONT/AN

(continued)

Table 1. (continued)

TAXA	NDR			ADRIA			CMED			WMED			
	Year	Success	Ref.	Year	PP	Ref.	Year	Success	Ref.	Year	Success	Ref.	PP
Cirripedia Thoracica													
<i>Amphibalanus improvisus</i> (Darwin, 1854)	1969	EST	162	1951	CONT/AN, ST/SH- FOU	163	1970	EST	164	1970	EST	164	CONT/AN, ST/SH- FOU
<i>Balanus trigonus</i> Darwin, 1854	≤1968	EST	165	1927	ST/SH- BAL, ST/ SH-FOU	166	≤1962	EST	167	≤1962	EST	167	ST/SH- FOU
<i>Megabalanus tintinnabulum</i> (Linnaeus, 1758)	≤1900	UNK	168	1986	ST/SH- BAL, ST/ SH-FOU	169	1791 ^D	CAS	170	1791 ^D	CAS	170	ST/SH- BAL, ST/ SH-FOU
Copepoda													
<i>Acartia (Acanthacartia) tonsa</i> Dana, 1849	1987	EST	171	2009-10 ^B	ST/SH- BAL	172	1986	EST	173	1986	EST	173	ST/SH- BAL
<i>Calanopia elliptica</i> (Dana, 1849)	-	-	-	-	-	-	1891	UNK	174	1891	UNK	174	ST/SH- BAL, UNAI
<i>Metacalanus acutioperculum</i> Ohtsuka, 1984	2002	CAS	175	-	ST/SH- BAL	-	1995	EST	176	1995	EST	176	ST/SH- BAL
<i>Oithona davisae</i> Ferrari F.D. & Orsi, 1984	2014	EST	177	2014 ^B	ST/SH- BAL	178	-	INV	178	-	-	-	-
<i>Paracartia grani</i> Sars G.O., 1904	2003	EST	179	2016	ST/SH- BAL	180	≤1995	EST	181	≤1995	EST	181	ST/SH- BAL
<i>Pseudodiaptomus marinus</i> Sato, 1913	2007	EST	182	2008 ^B	ST/SH- BAL, CONT/AN	183	2008	INV	183	2008	EST	184	ST/SH- BAL, CONT/AN
<i>Triconia hawaii</i> (Böttger-Schnack & Boxshall, 1990)	-	-	-	-	-	-	2004	-	185	2004	EST	185	ST/SH- BAL, UNAI
<i>Triconia rufa</i> (Boxshall & Böttger, 1987)	-	-	-	-	-	-	2004	-	185	2004	EST	185	ST/SH- BAL, UNAI

(continued)

Table 1. (continued)

TAXA	NDR			ADRIA			CMED			WMED		
	Year	Success	Ref.	Year	Success	Ref.	Year	Success	Ref.	Year	Success	Ref.
<i>Triconia umerus</i> (Böttger-Schnack & Boxshall, 1990)	-	-	-	-	-	-	-	-	-	2004	EST	185
Decapoda												
<i>Actumnus globulus</i> Heller, 1861	-	-	-	-	-	-	-	-	-	1978	CAS	186
<i>Calappa peliti</i> Herklots, 1851	-	-	-	1993	CAS	187	-	-	-	-	-	-
<i>Callinectes danae</i> Smith, 1869	ASW, ATW	CAS	188	-	-	-	-	-	-	-	-	-
<i>Callinectes sapidus</i> Rathbun, 1896	AW	EST	189	1999	EST	190	1964	EST	191	-	-	-
<i>Charybdis (Charybdis) feriata</i> (Linnaeus, 1758)	IP	-	-	-	-	-	-	-	-	2015	CAS	192
<i>Charybdis (Charybdis) japonica</i> (A. Milne-Edwards, 1861)	PNW, PTW	CAS	193	-	-	-	-	-	-	-	-	-
<i>Charybdis (Charybdis) lucifera</i> (Fabricius, 1798)	IP	CAS	194	-	-	-	-	-	-	-	-	-

(continued)

Table 1. (continued)

TAXA	NDR	ADRIA			CMED			WMED		
		Year	Success	Ref.	Year	Success	Ref.	Year	Success	Ref.
<i>Dyspanopeus sayi</i> (Smith, 1869)	ANW	1992	EST	195	2011	EST	196	2011	EST	197
					ST/SH-HIT, ST/SH-BAL, FOU			ST/SH-HIT, ST/SH-BAL, FOU		ST/SH-HIT, ST/SH-BAL, FOU
<i>Eriocheir sinensis</i> H. Milne Edwards, 1853	PNW	2005	CAS	198	-	-	-	-	-	-
					ESC/FO-BA, ST/SH-BAL					
<i>Glabropilumnus laevis</i> (Dana, 1852)	IO, IP	-	-	-	-	-	-	1956	CAS	199
										ST/SH-HIT, ST/SH-BAL, FOU
<i>Herbstia niida</i> Manning & Holthuis, 1981	ATE	2002	CAS	200	-	-	-	-	-	-
					ST/SH-HIT, ST/SH-BAL, FOU					
<i>Menaethius monoceros</i> (Latreille, 1825)	IO, PTW	-	-	-	-	-	-	1978	CAS	201
										ST/SH-HIT, ST/SH-BAL, FOU
<i>Palaeomon macrodactylus</i> Rathbun, 1902	PNW	2011	EST	202	-	-	-	-	-	-
					ST/SH-BAL					
<i>Paralithodes camtschaticus</i> (Tilesius, 1815)	PN, ArO	-	-	-	2008	CAS	203	-	-	-
										UNK
<i>Penaeus aztecus</i> Ives, 1891	ANW, ATW	2016	EST	204	2014	EST	205	2014	EST	206
					ST/SH-BAL, UNAI			ST/SH-BAL, UNAI		ST/SH-BAL, ESC/AQ-MA
<i>Penaeus japonicus</i> Spence Bate, 1888	PNW	1985	CAS	207	-	-	-	-	-	-
					REL/FISH					

(continued)

Table 1. (continued)

TAXA	NDR			ADRIA			CMED			WMED		
	Year	Success	Ref.	PP	Year	Success	Ref.	PP	Year	Success	Ref.	PP
<i>Percnon gibbesi</i> (H. Milne Edwards, 1853)	2007	EST	208	ST/SH-HIT, ST/SH-BAL, FOU	1999	EST	209	ST/SH-HIT, ST/SH-BAL, FOU	2000	EST	210	ST/SH-HIT, ST/SH-BAL, FOU
<i>Plagusia squamosa</i> (Herbst, 1790)	1907	CAS	211	ST/SH-HIT, ST/SH-BAL, FOU	-	-	-	-	-	-	-	-
<i>Portunus segnis</i> (Forskål, 1775)	-	-	-	-	1966	EST	212	UNAI, ST/SH-BAL, ST/SH-FOU	2004	CAS	213	UNAI, ST/SH-BAL, ST/SH-FOU
<i>Rhithropanopeus harrisi</i> (Gould, 1841)	1994	EST	214	CONT/AN, ST/SH-HIT, ST/SH-BAL, FOU	-	-	-	-	2013	EST	215	CONT/AN, ST/SH-HIT, ST/SH-BAL, FOU
<i>Scyllarus caparti</i> Holthuis, 1952	1977	CAS	216	REL/OTH, ST/SH-HIT, ST/SH-BAL, FOU	-	-	-	-	-	-	-	-
<i>Sternochromita spinirostris</i> (Miers, 1881)	-	-	-	-	1969-72	CAS	217	ST/SH-HIT, ST/SH-BAL, FOU	-	-	-	-
<i>Thalamita gloriensis</i> Crosnier, 1962	-	-	-	-	-	-	-	-	1977	CAS	218	ST/SH-FOU

(continued)

Table 1. (continued)

TAXA	NDR	ADRIA			CMED			WMED					
		Year	Success	Ref.	PP	Year	Success	Ref.	PP	Year	Success	Ref.	PP
<i>Trachysalambria palaestinensis</i> (Steinitz, 1932)	IO	-	-	-	-	2016	CAS	219	ST/SH- BAL, UNAI	-	-	-	-
Isopoda													
<i>Ianiropsis serricaudis</i> Gujianova, 1936	PNW	2012	EST	220	ST/SH- FOU, CONT/AN	-	-	-	-	2014	EST	221	ST/SH- FOU, CONT/AN
<i>Mesanthura</i> cf. <i>romulea</i> Poore & Lew Ton, 1986	CoC	-	-	-	-	2004	EST	222	ST/SH- FOU	2000	EST	222	ST/SH- FOU
<i>Paracereis sculpta</i> (Holmes, 1904)	PNW	1981	EST	223	ST/SH- FOU	1983	EST	224	ST/SH- FOU	1983	EST	224	ST/SH- FOU
<i>Paradella diana</i> (Menzies, 1962)	PNE	-	-	-	-	-	-	-	-	≤1985	EST	224	ST/SH- FOU
<i>Paranthura japonica</i> Richardson, 1909	PNW	2005	EST	225	CONT/AN, ST/SH- FOU	2013	EST	226	CONT/AN	2010	EST	225	CONT/AN, ST/SH- FOU
<i>Sphaeroma walkeri</i> Stebbing, 1905	IO	-	-	-	-	-	-	-	-	2010	CAS	227	ST/SH- FOU
Stomatopoda													
<i>Erugosquilla massavensis</i> (Kossmann, 1880)	IO	-	-	-	-	2017	CAS	228	ST/SH- BAL, UNAI	-	-	-	-
Anostraca													
<i>Artemia franciscana</i> Kellogg, 1906	PNE, PTE, ATW	2004	EST	229	REL/FISH	-	-	-	-	-	-	-	-
MOLLUSCA													
Bivalvia													
<i>Anadara kagoshimensis</i> (Tokunaga, 1906)	PNW	~1966	INV	230	ST/SH- BAL	1976	CAS	231	ST/SH- BAL	1977	CAS	231	ST/SH- BAL

(continued)

Table 1. (continued)

TAXA	NDR			ADRIA			CMED			WMED		
	Year	Success	Ref.	PP	Year	Success	Ref.	PP	Year	Success	Ref.	PP
<i>Anadara transversa</i> (Say, 1822)	1970s	INV	232	ST/SH-BAL, ST/SH-FOU, CONT/AN	2003	EST	233	CONT/AN	2005	CAS	234	CONT/AN
<i>Arcuatula senhousia</i> (Benson, 1842)	1992	INV	235	ST/SH-BAL, ST/SH-FOU, CONT/AN	1988	INV	236	ST/SH-BAL, ST/SH-FOU	2000	INV	237	CONT/AN
<i>Brachidontes pharaonis</i> (P. Fischer, 1870)	2009	CAS	238	ST/SH-BAL, ST/SH-FOU	1969	INV	239	ST/SH-BAL, ST/SH-FOU, UNAI	1977	INV	231	ST/SH-FOU, UNAI
<i>Fulvia fragilis</i> (Forsskål, 1775)	-	-	-	-	2007	EST	234	ST/SH-FOU, UNAI	2003	EST	240	ST/SH-FOU, UNAI
<i>Crassostrea/Magallana</i> sp./spp.	~1964	INV	241	REL/FISH, CONT/AN,								
ESC/AQ-MA	UNK	242	REL/FISH	1966	UNK	242	REL/FISH					
<i>Mercenaria mercenaria</i> (Linnaeus, 1758)	2002	CAS	243	CONT/AN	-	-	-	-	1978	CAS	244	ST/SH-BAL?
<i>Mya arenaria</i> Linnaeus, 1758	2008	EST	245	REL/FISH, CONT/AN	-	-	-	-	-	-	-	-
<i>Pinctada imbricata radiata</i> (Leach, 1814)	≤2012	CAS	246	UNAI	≤1917	EST	247	UNAI	1967	EST	248	UNAI
<i>Ruditapes philippinarum</i> (Adams & Reeve, 1850)	1983	INV	249	REL/FISH	≤1990	EST	250	REL/FISH	1985	EST	251	REL/FISH
<i>Saccostrea glomerata</i> (Gould, 1850)	1984	CAS	249	ESC/AQ-MA	-	-	-	-	-	-	-	-
<i>Theora lubrica</i> Gould, 1861	-	-	-	-	-	-	-	-	2001	EST	252	ST/SH-BAL

(continued)

Table 1. (continued)

TAXA	NDR	ADRIA			CMED			WMED				
		Year	Success	Ref.	Year	Success	Ref.	Year	Success	Ref.		
<i>Xenostrobus securis</i> (Lamarck, 1819)	IO	1991	INV	253	ST/SH-BAL, ST/SH-FOU, CONT/AN	-	-	-	2006	EST	254	ST/SH-BAL, ST/SH-FOU
Cephalopoda												
<i>Tremoctopus gracilis</i> (Souleyet, 1852)	IP	-	-	-	-	-	-	-	2002	CAS	255	UNAI
Gastropoda												
<i>Cerithium scabridum</i> Philippi, 1848	IO, RS	2005	EST	256	ST/SH-BAL, UNAI	1972	EST	231	1999	EST	257	ST/SH-BAL, UNAI
<i>Biue fulvipunctata</i> (Baba, 1938)	IO, PW	-	-	-	-	2015 ^B	EST	258	-	-	-	-
<i>Chromodoris quadricolor</i> (Rüppell & Leuckart, 1830)	RS, IO	-	-	-	-	-	-	-	1982	CAS	259	ST/SH-BAL, ESC/DOM
<i>Crepidula fornicata</i> (Linnaeus, 1758)	ANW	-	-	-	-	≤1970 ^D	CAS	260	≤2005 ^D	CAS	261	ST/SH-BAL, ST/SH-FOU
<i>Cuthona perca</i> (Er. Marcus, 1958)	AW	1976-77	CAS	253	ST/SH-BAL, ST/SH-FOU	-	-	-	-	-	-	-
<i>Godiva quadricolor</i> (Barnard, 1927)	IO	2011	CAS	262	ST/SH-BAL, ST/SH-FOU	2016 ^B	EST	263	1985-86	EST	264	ST/SH-BAL, ST/SH-FOU
<i>Haminoea cyanomarginata</i> Heller & Thompson, 1983	RS	-	-	-	-	2007	EST	265	2008	EST	266	ST/SH-BAL, UNAI
<i>Haminoea japonica</i> Pilsbry, 1895	PNW	1992	INV	267	CONT/AN	-	-	-	2007	INV	268	CONT/AN
<i>Littorina saxatilis</i> (Olivi, 1792)	AN	≤1792	EST	269	ST/SH-FOU	-	-	-	-	-	-	-

(continued)

Table 1. (continued)

TAXA	NDR	ADRIA		CMED			WMED						
		Year	Success	Ref.	PP	Year	Success	Ref.	PP				
<i>Lottia</i> sp.	UNK	-	-	-	-	2015	EST	270	ST/SH-BAL, ST/SH-FOU	-	-	-	-
<i>Melibe viridis</i> (Kelaart, 1858)	IO	-	-	-	-	1991	EST	271	ST/SH-BAL, UNAI	2007	EST	272	ST/SH-BAL, UNAI
<i>Polycera hedgpethi</i> Er. Marcus, 1964	UNK	2005	EST	273	ST/SH-BAL, ST/SH-FOU	2012 ^B	EST	274	ST/SH-BAL, ST/SH-FOU	1986	EST	275	ST/SH-BAL, ST/SH-FOU
<i>Polycerella emertoni</i> A. E. Verrill, 1880	AO	-	-	-	-	-	-	-	-	1964	EST	276	ST/SH-BAL, ST/SH-FOU
<i>Rapana venosa</i> (Valenciennes, 1846)	PNW	1973	INV	277	ST/SH-BAL, CONT/AN	≤1988	CAS	233	ST/SH-BAL, CONT/AN	1978	EST	278	ST/SH-BAL, CONT/AN
<i>Syphonota geographica</i> (A. Adams & Reeve, 1850)	CoC	-	-	-	-	1999	EST	279	ST/SH-BAL, ST/SH-FOU, UNAI	-	-	-	-

MISCELLANEA INVERTEBRATA

Cnidaria/Anthozoa

<i>Diadumene cincta</i> Stephenson, 1925	ANE	1993	EST	280	ST/SH-BAL ST/SH-FOU CONT/AN	-	-	-	-	-	-	-	-
<i>Diadumene lineata</i> (Verrill, 1869)	CoT	1925	EST	281	ST/SH-FOU CONT/AN	-	-	-	-	-	-	-	-

Cnidaria/Hydrozoa

<i>Clytia hummelincki</i> (Leloup, 1935)	ATW, CoC	2002	EST	282	ST/SH-FOU	1996	EST	283	ST/SH-FOU	2003	EST	282	ST/SH-FOU
<i>Clytia linearis</i> (Thomeley, 1900)	IP, CoC	1996	EST	284	UNAI	≤1961	EST	285	UNAI	1957	EST	285	UNAI

(continued)

Table 1. (continued)

TAXA	NDR			ADRIA			CMED			WMED		
	Year	Success	Ref.	PP	Year	Success	Ref.	PP	Year	Success	Ref.	PP
<i>Eudendrium carneum</i> Clarke, 1882	-	-	-	-	2004	EST	286	ST/SH-FOU	1985	EST	287	ST/SH-FOU
<i>Eudendrium merulum</i> Watson, 1985	IP	EST	288	ST/SH-FOU, ST/SH-BAL	2004	EST	286	ST/SH-FOU, ST/SH-BAL	1984	EST	287	ST/SH-FOU, ST/SH-BAL
<i>Filicium serratum</i> (Clarke, 1879)	ATW, CoC	-	-	-	-	-	-	-	≤1923	EST	289	UNAI?
<i>Garveia franciscana</i> (Torrey, 1902)	PNE, CoC	EST	290	ST/SH-FOU	-	-	-	-	-	-	-	-
<i>Gonionemus vertens</i> A. Agassiz, 1862	PNE, CoC	EST	291	ST/SH-BAL	-	-	-	-	≤1959	EST	292	ST/SH-BAL
<i>Scolionema suvaense</i> (Agassiz & Mayer, 1899)	PSW, IP	-	-	-	-	-	-	-	1961-63	EST	293	ST/SH-BAL
Cnidaria/Scyphozoa												
<i>Aurelia coerulea</i> von Lendenfeld, 1884	IP, PN	EST	294	ST/SH-BAL, CONT/AN	2011	-	-	-	2011?	EST	294	ST/SH-BAL, CONT/AN
<i>Aurelia solida</i> Browne, 1905	IP	EST	294	ST/SH-BAL	2015	EST	294	ST/SH-BAL	-	-	-	-
<i>Cassiopea andromeda</i> (Forskål, 1775)	IP	-	-	-	2014	EST	295	UNAI, ST/SH-BAL, ST/SH-FOU	2014	EST	296	UNAI, ST/SH-BAL, ST/SH-FOU
<i>Phyllorhiza punctata</i> von Lendenfeld, 1884	PTW	-	-	-	2011	CAS	297	UNAI	2009	INV	298	UNAI
<i>Rhopilema nomadica</i> Galil, 1990	RS	-	-	-	2015	CAS	299	UNAI	2015	CAS	300	UNAI
Bryozoa												
<i>Amathia verticillata</i> (delle Chiaje, 1822)	UNK	INV	301	ST/SH-FOU	≤1958	INV	302	ST/SH-FOU	≤1822	INV	303	ST/SH-FOU
<i>Arachnoidella protecta</i> Harmer, 1915	IP	-	-	-	-	-	-	-	1992	EST	304	UNK

(continued)

Table 1. (continued)

TAXA	NDR			ADRIA			CMED			W/MED		
	Year	Success	Ref.	Year	Success	Ref.	Year	Success	Ref.	Year	Success	Ref.
<i>Arbopercula tenella</i> (Hincks, 1880)	-	-	-	1990	CAS	305	1990	CAS	305	2011	EST	306
<i>Celleporaria brunnea</i> (Hincks, 1884)	-	-	-	2010	EST	307	2010	EST	307	2010	EST	307
<i>Celleporella carolinensis</i> Ryland, 1979	1993	EST	308	-	-	-	-	-	-	-	-	-
<i>Crepidacantha poissonii</i> (Audouin, 1826)	-	-	-	1982	CAS	309	1982	CAS	309	-	-	-
<i>Crisularia serrata</i> (Lamarck, 1816)	-	-	-	-	-	-	-	-	-	1986	EST	310
<i>Microporella coronata</i> (Audouin, 1826)	-	-	-	1991	CAS	311	1991	CAS	311	-	-	-
<i>Parasmittina egyptiaca</i> (Waters, 1909)	-	-	-	2016	UNK	150	2016	UNK	150	-	-	-
<i>Pherusella brevituba</i> Soule, 1951	-	-	-	-	-	-	-	-	-	1996	EST	312
<i>Smittina nitidissima</i> (Hincks, 1880)	-	-	-	2014	CAS	313	2014	CAS	313	-	-	-
<i>Tricellaria inopinata</i> d'Hondt & Oechipinti Ambrogi, 1985	1982	EST	314	-	-	-	-	-	-	2010	EST	315
<i>Watersipora arcuata</i> Banta, 1969	-	-	-	2013-14	EST	114	2013-14	EST	114	2013	EST	316
Chordata/Asciacea												
<i>Botrylloides violaceus</i> Oka, 1927	1991	EST	317	-	-	-	-	-	-	-	-	-
<i>Clavelina oblonga</i> Herdman, 1880	-	-	-	2003-04	EST	318	2003-04	EST	318	≤1929	EST	319
<i>Didemnum vexillum</i> Kott, 2002	2012	EST	320	-	-	-	-	-	-	-	-	-

Table 1. (continued)

TAXA	NDR	ADRIA			CMED			WMED					
		Year	Success	Ref.	PP	Year	Success	Ref.	PP	Year	Success	Ref.	PP
<i>Distaplia bermudensis</i> Van Name, 1902	AT	-	-	-	-	2000	EST	321	ST/SH-FOU, CONT/AN	-	-	-	-
<i>Microcosmus squamiger</i> Michaelsen, 1927	IP	-	-	-	-	1977	EST	322	ST/SH-FOU	1971	EST	322	ST/SH-FOU
<i>Perophora multilathrata</i> (Sluiter, 1904)	CoC	1973	UNK	323	ST/SH-FOU	2013-14	CAS	114	ST/SH-FOU	-	-	-	-
<i>Polyandrocarpa zorritensis</i> (Van Name, 1931)	PSE	-	-	-	-	2001	EST	324	ST/SH-FOU, CON/AN	1974	EST	325	ST/SH-FOU
<i>Styela plicata</i> (Lesueur, 1823)	PN	1877	EST	326	ST/SH-FOU	1948	EST	327	ST/SH-FOU	≤1883	EST	328	ST/SH-FOU
<i>Symplegma brakenhielmi</i> (Michaelsen, 1904)	PTE, AT	-	-	-	-	-	-	-	-	2003	EST	329	ST/SH-FOU, CONT/AN
Ctenophora													
<i>Mnemiopsis leidyi</i> A. Agassiz, 1865	ANW	2016	INV	330	UNAI	2009	INV	298	UNAI	2009	INV	298	UNAI
Arthropoda/Pycnogonida													
<i>Ammonothea hilgendorfi</i> (Böhm, 1879)	PN	1979	EST	331	CONT/AN	-	-	-	-	-	-	-	-
<i>Anoplodactylus californicus</i> Hall, 1912	CoC	-	-	-	-	-	-	-	-	1965	EST	332	ST/SH-FOU
Porifera													
<i>Paraleucilla magna</i> Klautau, Monteiro & Borojevic, 2004	AT	2007	EST	333	CONT/AN, ST/SH-FOU	2001	EST	334	CONT/AN, ST/SH-FOU	2004	EST	333	ST/SH-FOU, CONT/AN
Sipuncula													
<i>Phascolion (Isomya) convestitum</i> Sluiter, 1902	IP	-	-	-	-	-	-	-	-	1977 ^p	CAS	335	ST/SH-FOU
Platyhelminthes													

(continued)

Table 1. (continued)

TAXA	NDR			ADRIA			CMED			WMED		
	Year	Success	Ref.	Year	Success	Ref.	Year	Success	Ref.	Year	Success	Ref.
<i>Allolepidapedon fistulariae</i> Yamaguti, 1940	-	-	-	-	-	-	-	-	-	2005	CAS	336
FISH												
Actinopterygii												
<i>Abudefduf vaigiensis</i> (Quoy & Gaimard, 1825)	-	-	-	-	-	-	-	-	-	1957	CAS	337
<i>Acanthurus chirurgus</i> (Bloch, 1787)	-	-	-	-	-	-	-	-	-	2012	CAS	338
<i>Acropoma japonicum</i> Günther, 1859	-	-	-	-	-	-	-	-	-	1987	CAS	339
<i>Cephalopholis taeniops</i> (Valenciennes, 1828)	-	-	-	-	-	-	2009	EST	340	SH/SH- BAL, ST/ SH-FOU	-	-
<i>Chaetodon auriga</i> Forsskål, 1775	-	-	-	-	-	-	-	-	-	2015	CAS	341
<i>Chlorurus rhakoura</i> Randall & Anderson, 1997	-	-	-	-	-	-	2017	CAS	342	SH/SH- HIT, ST/ SH-FOU	-	-
<i>Elates ransonnetii</i> (Steindachner, 1876)	-	-	-	-	-	-	2005	CAS	343	ST/SH- BAL, ESC/ DOM	-	-
<i>Epinephelus coioides</i> (Hamilton, 1822)	1998	CAS	344	-	-	-	-	-	-	-	-	-
<i>Etrumeus golanii</i> DiBattista, Randall & Bowen, 2012	-	-	-	2005	CAS	345	-	-	-	-	-	-
<i>Fistularia commersonii</i> Rüppell, 1838	2006	EST	346	2002	EST	347	2003	EST	348	UNAI	UNAI	UNAI
<i>Hemiramphus far</i> (Forsskål, 1775)	-	-	-	2013	EST	349	-	-	-	-	-	-
<i>Hyporhamphus affinis</i> (Günther, 1866)	2008	CAS	350	-	-	-	-	-	-	-	-	-

(continued)

Table 1. (continued)

TAXA	NDR			ADRIA			CMED			WMED		
	Year	Success	Ref.	Year	PP	Ref.	Year	Success	Ref.	Year	Success	Ref.
<i>Lagocephalus sceleratus</i> (Gmelin, 1789)	IP	2013	EST?	351	UNAI	2013	EST	352	UNAI	2016	CAS	353
<i>Lutjanus jocu</i> (Bloch & Schneider, 1801)	AO	-	-	-	-	-	-	-	-	2005	CAS	354
<i>Lutjanus sebæ</i> (Cuvier, 1816)	IP	-	-	-	-	-	-	-	-	2016	CAS	355
<i>Ophioblennius atlanticus</i> (Valenciennes, 1836)	ANW, ATW	-	-	-	-	2017	CAS	356	SH/SH- BAL, ST/ SH-FOU	-	-	-
<i>Oplegnathus fasciatus</i> (Temminck & Schlegel, 1844)	PO	2015	CAS	357	ST/SH- BAL	-	-	-	-	-	-	-
<i>Pinguipes brasilianus</i> Cuvier, 1829	AW	-	-	-	-	1990	CAS	358	ST/SH- BAL	1990	CAS	359
<i>Platycephalus indicus</i> (Linnaeus, 1758)	IP	-	-	-	-	1978	CAS	360	UNAI	-	-	-
<i>Pomadourys stridens</i> (Forsskål, 1775)	IO	-	-	-	-	-	-	-	-	1968	CAS	361
<i>Pterois miles</i> (Bennett, 1828)	IO	-	-	-	-	2016	CAS	362	UNAI	-	-	-
<i>Saurida lessepsianus</i> Russell, Golani & Tikochinski, 2015	RS	-	-	-	-	1978	CAS	360	UNAI	-	-	-
<i>Sciaenops ocellatus</i> (Linnaeus, 1766)	ANW	-	-	-	-	2016	CAS	363	UNK	-	-	-
<i>Siganus luridus</i> (Rüppell, 1829)	IO	2010	CAS	364	UNAI	2003	EST	365	UNAI	2004	EST	366
<i>Siganus rivulatus</i> Forsskål, 1775	IO	-	-	-	-	2015	CAS	367	UNAI	-	-	-
<i>Stephanolepis diaspros</i> Fraser-Brunner, 1940	IO	-	-	-	-	1967	EST	368	UNAI	1983	EST	369
<i>Upeneus pori</i> Ben-Tuvia & Golani, 1989	IO	-	-	-	-	2017	CAS	370	UNAI	-	-	-
<i>Zebrasoma xanthurum</i> (Blyth, 1852)	IO	-	-	-	-	-	-	-	-	2015	CAS	371

^A Unaided pathway through floating litter. ^B Species found in Faro coastal lake which is connected with both the western and the central Mediterranean. ^C Bedulli *et al.* (1986) reported this species in several locations of an area comprised between Bari (Adriatic Sea) and the Gulf of Taranto (Ionian Sea) but without specifying the exact localities. In the North Adriatic, its presence was later reported from Ravenna by Crema *et al.* (1993), and in the South and central Adriatic by Castelli *et al.* (2008). ^D The exact location of the finding is unknown.

1. MSFD ADRIATIC

Foraminifera

So far, only three alien benthic foraminiferans have been recorded, namely, *Euthymonacha polita*, *Loxostomina costulata*, and *Spiroloculina antillarum*. All of them were recently collected (2013) in *Posidonia* meadows and on sandy patches outside the harbour of Otranto (Huth & Langer, unpublished data). *Amphistegina lobifera*, the most prolific and productive symbiont-bearing foraminifer, has recently invaded the southern coast of Albania (Langer & Mouanga, 2016) but has not yet colonized the Italian coast, or simply went overlooked so far. The number of invasive species currently present in the Adriatic Sea is considerably lower than in the eastern Mediterranean (EMED), as reported by Hyams-Kaphzan *et al.* (2008); this may be the reason why so few species have been recorded for the area so far. Winter sea surface temperature has been identified as a key variable controlling the spatial distribution of symbiont-bearing foraminiferans in the Mediterranean (Langer & Hottinger, 2000, Langer *et al.*, 2012), while counter-clockwise migratory range expansion patterns prevail among the taxa considered to have entered the Mediterranean via the Suez Canal from the Red Sea (Langer, 2008).

Macrophyta

Overall, 43 alien macrophytes have been recorded (Table 1). Their most significant potential pathway is represented by shellfish aquaculture as contaminants on animals, although maritime traffic (hull fouling) seems to have played an important role also. There are 38 established species, while four species, namely, *Aglaothamnion halliae*, *Ceramium strobiliforme*, *Cladosiphon zosterae*, and *Hypnea valentiae* are just casual findings. The establishment success of *Halothrix lumbricalis* is unknown. Of the established taxa, only one is invasive in the West Adriatic: *Caulerpa cylindracea*, originating from SW Australia and recorded for the first time in this area in Cerano, Brindisi (Costantino *et al.*, 2002 as *Caulerpa racemosa*). According to Athanasiadis (2009), the findings of *Antithamnion pectinatum* and *Antithamnion nipponicum* in the Mediterranean can be attributed to *Antithamnion hubbsii*, recorded for the first time in Italy from Venice (Curiel *et al.*, 1996 as *A. pectinatum*), where it is established. This is the reason why these two taxa were not included in our work.

Most of the taxa originate from the North Pacific (17) and from the North Atlantic (10), while the remaining taxa come from the Indo-Pacific region (including the Indian Ocean and Red Sea) or other areas of the Atlantic and Pacific. Based on their main pathway of introduction (i.e. shellfish trade) and boreal affinity, most of the alien Macrophyta were found in the northern Adriatic, i.e. 38 species (88% of the total macrophytes recorded in ADRIA). Of these, 30 were in Venice, representing 79% of the northern Adriatic records, likely in connection with

the presence of prominent oyster, mussel, and clam farming (Zenetos *et al.*, 2010).

Polychaeta

Twenty-six alien polychaetes have been locally recorded. Most of them originate from the Pacific, Indo-Pacific, Indian Ocean, or Red Sea, while six species from the Atlantic. There are 15 established species, of which four are also invasive, namely, *Branchiomma boholense*, *Branchiomma luctuosum*, *Ficopomatus enigmaticus*, and *Hydroides elegans*. While *B. boholense* and *F. enigmaticus* may have reached the Adriatic Sea unaided, the remaining invaders have probably arrived through maritime traffic (ballast water or hull fouling). *Branchiomma boholense* was originally described from the Philippines and introduced to the Mediterranean in 1927 (Knight-Jones *et al.*, 1991; Del Pasqua *et al.*, 2018); this species, previously misidentified as the Bermudian *B. bairdi*, is particularly abundant in confined zones and areas degraded by anthropogenic impacts (Arias *et al.*, 2013). The casual records amount to 10 species, among which *Naineris setosa*, which was recorded in Brindisi (from an aquaculture farm), but the population became extinct (Blake & Giangrande, 2011); nevertheless, *N. setosa* was recorded in the Tyrrhenian from 2010 to 2014 (Atzori *et al.*, 2016), where it has established permanent populations. Species such as *Hesionura serrata* (two specimens were retrieved during a survey conducted in October 2010 along the coast of Apulia) (Delos & Giangrande in Eleftheriou *et al.*, 2011), *Erinaceusyllis serratosetosa*, *Fabriciella ghardaqa*, *Paramphitrite birulai*, *Polydora colonia*, and *Polydora cornuta* have been found only along the coasts of the Adriatic Sea in Italian waters, although the record of *P. colonia* from Torre Guaceto (Apulia) (Occhipinti Ambrogi *et al.*, 2011) lacks a specimen description.

Crustacea

In total, 28 alien crustaceans have been found, of these 18 are established, nine are casual, and one is of unknown establishment success. The taxa recorded belong to Decapoda (14 species), Copepoda (five species), Cirripedia (three species), Isopoda (three species), Amphipoda (two species), and Anostraca (one species).

Alien Decapoda mostly originate from the Atlantic, while six species originate from the Indo-Pacific, Pacific, or Red Sea. The oldest alien crab (*Plagusia squamosa*) captured in the area dates back to 1907 (Stiasny, 1908); only after more than forty years the western Atlantic portunid *Callinectes sapidus* was found for the first time off Caorle (Giordani Soika, 1951 as *Neptunus pelagicus*). It probably reached the Gulf of Venice via on vessels and it is well established now in the ADRIA subregion. *Pennaeus aztecus* represents the latest alien decapod caught in Italy, in 2016 off Termoli (Zava *et al.*, 2018); it probably arrived through ballast waters or unaided from other areas of introduction. Casual findings are represented

by *Callinectes danae*, *Charybdis (Charybdis) japonica*, *Charybdis (Charybdis) lucifera*, *Eriocheir sinensis*, *Herbstia nitida*, *Penaeus japonicus*, *Plagusia squamosa*, and *Scyllarus caparti*. The adults of the Chinese mitten crab *E. sinensis* live in rivers, but their life cycle is completed only in a marine habitat. In 2009, fisheries inspectors of the Italian Coast Guard obtained evidence of illegal import of live crabs from Northern Europe to meet the market demand of the large Chinese community present in Italy (Froglia & Marchini, 2014), and its recent records in the North Adriatic lagoons may well be attributed to improper storage.

Amongst Copepoda, the alien species found in ADRIA are *Acartia (Acanthacartia) tonsa*, recorded in 1987 (Farabegoli *et al.*, 1989), *Metacalanus acutioperculum*, reported from Grotta di Ciolo, Cape of Leuca (Moscatello & Belmonte, 2007), *Paracartia grani*, found in the Gulf of Trieste (De Olazabal *et al.*, 2006; Mazzocchi & Di Capua, 2010), *Pseudodiaptomus marinus* recorded in Rimini (De Olazabal & Tirelli, 2011), and lastly *Oithona davisae*, detected in Venice (Vidjak *et al.*, 2018). These species are mostly native to the Indo-Pacific.

Regarding Cirripedia, *Megabalanus tintinnabulum*, a worldwide distributed barnacle presumably originating from the Indo-Pacific, is of unknown establishment success. In fact, it was recorded in Trieste in the early 20th century (Graeffe, 1900) where it probably arrived through shipping, and represents the earliest alien crustacean reported in the area. However, despite the monitoring surveys that have been carried out in ADRIA (Venice Lagoon and other parts of the northern Adriatic), it was never recorded again after 1950. Other alien cirripeds locally recorded are the barnacles *Amphibalanus improvisus*, first found in Rimini and Ancona (Relini, 1969), and *Balanus trigonus*, first found in Trieste (Relini, 1968).

Alien Amphipoda are native to the Indian and NW Pacific Oceans, while alien Isopoda found in the ADRIA subregion probably originate from the NW Pacific. The “American colonizer” *Artemia franciscana* is the only alien Anostraca recorded and its introduction in the Margherita di Savoia Salterns (Mura *et al.*, 2006) is likely attributed to deliberate release in nature.

Mollusca

Eighteen alien molluscan taxa have been recorded. Of these, 12 are established and six are casual records (four bivalves and two gastropods). Casual bivalve sightings include *Brachidontes pharaonis*, recorded from Piallassa Baiona (Ravenna) (Rinaldi, 2012; Crocetta *et al.* in Lipej *et al.*, 2017), *Mercenaria mercenaria*, recorded from north Adriatic lagoons (Turolla, 2006), *Saccostrea glomerata*, recorded from Venice Lagoon (Cesari & Pellizzato, 1985), and *Pinctada imbricata radiata*. The latter was only recently recorded by Scuderi & Terlizzi (2012) from Torre Guaceto (Brindisi), although it is not known whether this record is based on a specimen or a shell. Gastropods recorded on the basis of just a few sightings comprise *Cuthona perca*, recorded from Venice Lagoon

(Cesari, 1994; Perrone, 1995), and *Godiva quadricolor*, sighted in Piallassa Baiona (Ravenna) (Rinaldi, 2012). The majority of the established species are of boreal affinity, among which the North Atlantic taxon *Littorina saxatilis* is the oldest Italian record, being known from Venice Lagoon since at least 1792, when it was described as a new species by Olivi (1792). The tropical molluscs are represented by *Xenostrobus securis*, native to Australia and New Zealand, and *Cerithium scabridum*, native to the wider Indo-Pacific area. Species displaying invasive traits are the most numerous, and include: the NW Pacific bivalves *Anadara kagoshimensis*, *Arcuatula senhousia*, and *Ruditapes philippinarum*, the NW Atlantic *Anadara transversa*, *Crassostrea/Magallana* oysters, and *X. securis*; among gastropods, *Haminoea japonica* and *Rapana venosa*, both native to the NW Pacific, are also considered invasive. The invasiveness of *R. philippinarum* has often been a matter of debate; however, there is no scientific evidence to support its ability to displace the native *R. decussatus* (Turolla, 2008). On the other hand, the introduction of *R. philippinarum* is considered the most relevant socio-economic event in Italian shellfish farming. In fact, with a harvest of 50,000 tons/year, Italy ranks second (after China) in the global production of Manila clams, representing 90% of the production in Europe (Turolla, 2008), whereas the Italian production of the native *R. decussatus* is less than 1,000 tons/year (Turolla, 2007). On the other hand, the Asian date mussel *A. senhousia* proved to be a nuisance species in clam farming: it builds a dense mat with sediment, macroalgae, and bivalves (>10,000 specimens/m²), thus constituting a barrier that prevents water to reach the underlying clams, with subsequent death (Turolla, 1999).

Miscellaneous Invertebrata

With regards to Cnidaria, nine NIS were recorded. Five are Hydrozoa, namely *Clytia hummelincki*, *Clytia linearis*, *Eudendrium merulum*, *Garveia franciscana*, and *Gonionemus vertens*, most of them having a tropical/subtropical native distribution. The first alien cnidarian recorded dates back to 1918 (Joseph, 1919) and refers to *G. vertens*, an estuarine species, native to the NE Pacific and thriving in temperate waters (Zenetos *et al.*, 2010). Two alien Anthozoa, *Diadumene cincta*, a NE Atlantic species, and *Diadumene lineata*, a circum-temperate species were recorded in Venice lagoon and are established. The alien Scyphozoa are represented by *Aurelia coerulea*, reported from Varano Lagoon, and *Aurelia solida*, sighted in the Gulf of Trieste (Scorrano *et al.*, 2017); both species are established.

Only three alien Bryozoa have been reported in the western Adriatic, out of 13 recorded along the Italian coasts, all with established populations. The latest Adriatic finding is *Celleporella carolinensis*, a species reported exclusively from this area. It was recorded in Venice [Occhipinti - Ambrogi & d' Hondt, (1995) 1996] and is characterized by an Atlantic (tropical to temperate) distribution.

Alien Tunicata Ascidiacea comprise four species, namely *Botrylloides violaceus*, *Didemnum vexillum*, *Perophora multiclathrata*, and *Styela plicata*. Three species originate from the North Pacific, while *P. multiclathrata* is a circumtropical species. Among them, *S. plicata* is a species naturalized in almost the entire Mediterranean basin, while *D. vexillum* is the latest reported species, probably introduced via on vessels and/or as a contaminant with aquaculture products (Tagliapietra *et al.*, 2012). *Botrylloides violaceus* is an established species in Venice Lagoon, found for the first time in 1991 (Zaniolo *et al.* 1993; Brunetti, R., pers. communication), while *P. multiclathrata* is an accidental species (Brunetti & Menin, 1977).

Among alien Ctenophora, *Mnemiopsis leidyi* has invaded the Italian Adriatic since 2016 (Malej *et al.*, 2017), introduced to the Mediterranean from the Black Sea via the Dardanelles. Exclusively found in the Adriatic, the alien pycnogonid *Ammonothea hilgendorfi* is a temperate northern Pacific species (Krapp & Sconfiotti, 1983). The only alien Porifera reported in Italy, *Paraleucilla magna*, was found for the first time in Brindisi (Longo *et al.*, 2007), where it likely arrived as a contaminant on animals (i.e. through shellfish aquaculture) or via maritime traffic.

Fishes

Six alien Fishes have been recorded in the area so far. The Pacific barred knifejaw *Oplegnathus fasciatus* was recently caught in Trieste (Ciriaco & Lipej in Crocetta *et al.*, 2015), and another observation of this species (30 miles out of Ravenna in December 2017) has been posted by recreational fishermen on the “Oddfish”¹³ Facebook page. Both specimens have presumably arrived through ship transport. Apart this taxon, the majority of Lessepsian fishes recorded in the area reached it unaided from already established Mediterranean populations. Multiple records in the western Adriatic only exist for two species: *Fistularia commersonii*, recorded in Tricase, Lecce (Dulčić *et al.*, 2008) and *Lagocephalus sceleratus*, recorded twice in Bari and Molfetta (Apulia) (Andaloro *et al.*, 2016; Azzurro *et al.*, 2018a). Nevertheless, the occurrence of established populations of the aforementioned species in the western Adriatic is still questionable.

2. MSFD CENTRAL MEDITERRANEAN

Foraminifera

Alien foraminiferans include *Amphistegina lobifera*, *Amphistegina lessonii*, *Amphistegina* cf. *A. papillosa*, and *Entosigmomorphina* sp. (Langer, 2008; Caruso & Cosentino, 2014). The main vectors driving their introduction include transport via maritime traffic (ballast water), ichtyoendochory, and biofouling (Koukousioura

et al., 2010; Langer, unpubl. data). All taxa have established self-maintaining populations, except for *Entosigmomorphina* sp. Among them, *A. lobifera* and *A. lessonii* have the capability to reach high abundances and to cause a negative impact on the diversity of native biotas and modify local habitats. For symbiont-bearing taxa, range expansions are fuelled by rapidly rising temperatures in the Mediterranean (Langer *et al.*, 2013; Langer & Mouanga, 2016). Species distribution modelling has indicated that climate-driven range expansions will likely shift the current range front towards the Adriatic and the Tyrrhenian Sea via the Straits of Otranto, Sicily, and Messina (Langer *et al.*, 2012). Weinmann *et al.* (2013a, b) forecasted that the average range expansion rate till the year 2,100 will be approximately 12.5 km per year (for the Mediterranean Sea), a rather conservative estimate that appears to have increased as shown by new occurrence records from Tunisia and Sicily (Guastella, Mancin & Langer, unpubl. data).

Macrophyta

Forty alien macrophytes were recorded, representing 61.5% of the Macrophyta recorded in Italy. The main pathways of introduction are represented by maritime traffic (hull fouling), aquaculture (contaminant on cultured bivalves) and, to a lesser extent, the unaided pathway; the most affected localities are the Taranto and Catania Gulfs. Twenty-five of them are established, five of which are also ranked as invasive (*Asparagopsis armata*, *Caulerpa cylindracea*, *Caulerpa taxifolia* var. *distichophylla*, *Lophocladia lallemandii*, and *Womersleyella setacea*). Among the established species, the Japanese *Codium fragile* subsp. *fragile* was recorded for the first time in Lake Faro (Furnari, 1974, as *Codium fragile*); in the Mar Piccolo of Taranto, the taxon was observed for the first time with a few specimens in 2001; subsequently, it disappeared and then, since 2012, it has become a permanent presence (Petrocelli *et al.*, 2013). Seven NIS are casual; they include *Ascophyllum nodosum*, *Batophora* sp., *Palisada maris-rubri*, *Plocamium secundatum*, *Polysiphonia paniculata*, *Solieria filiformis*, and *Undaria pinnatifida*. The latter was recorded in the Mar Piccolo of Taranto from 1998 to 2009, but since 2010 has never been found again (Cecere *et al.*, 2000; Cecere *et al.*, 2016a).

The establishment success of the remaining eight species is unknown. Among them, the Bermudian *Chondria polyrhiza* was recorded in Taranto with small specimens, although it was also found in Greece (Cecere *et al.*, 1996). NIS native to cold/temperate regions are generally slightly more numerous than species with a tropical/subtropical affinity. In particular, eight taxa are native to the NW Pacific and eight to the NE Atlantic. Ten taxa originate from the Indian Ocean, Indo-Pacific or Red Sea; six of them are likely Lessepsian immigrants, such as *Chondria pygmaea*, *Halophila stipulacea*, and *Palisada maris-rubri*, which arrived through unaided spreading.

¹³ <https://www.facebook.com/groups/1714585748824288/search/?query=fasciatus>.

Polychaeta

Twenty-eight polychaeta taxa (actually 27 species, one of which represented by 2 subspecies) are known from the area, the majority of which are established. *Spirorbis* (*Spirorbis*) *marioni*, recorded in eastern Sicily (Castelli *et al.*, 2008), is of unknown establishment success. Among the polychaetes that have formed stable populations, the Lessepsian *Notomastus aberans* was mentioned in a publication by Bedulli *et al.* (1986), but the authors did not specify the exact locations of the findings between Bari (Adriatic Sea) and Taranto (Ionian Sea). It was later recorded in 1992 in the Strait of Messina (Cosentino & Giacobbe, 2006). Four invasive NIS, all found also in the other MSFD subregions (Table 1), are mostly reported from Taranto, Messina (Lake Faro and Lake Ganzirri), and Siracusa. *Branchiomma luctuosum*, found in the Ionian, but not in the Strait of Sicily, has invaded the majority of the Italian coasts and is considered a pest (Licciano *et al.*, 2002). Recently, the Indo-Pacific *H. elegans*, also included on the Worst Invasive species list as it is able to create thick aggregations in polluted waters (Streftaris & Zenetos, 2006), and the putative Lessepsian *B. bohollense* have reached the Strait of Sicily, being recorded in Licata (Ulman *et al.*, 2017) and Lampedusa (Biodivalve, 2016), respectively. *Ficopomatus enigmaticus* was found for the first time in Lake Ganzirri (Rullier, 1955). The first records for the Mediterranean Sea consist of five taxa, namely, *Diopatra hupferiana hupferiana*, *Diopatra hupferiana monroi*, *Lumbrineris acutiformis*, *Notopygos crinita*, and *Ophryotrocha diadema*; the first records for Italy retrieved from the CMED include *Linopherus canariensis*, *Pseudonereis anomala*, *Syllis hyllebergi*, the Lessepsian *Leodice antennata*, and the latest recorded *Spirobranchus tetracerus* (Ulman *et al.*, 2017). Of these, *L. acutiformis* and *O. diadema* were recorded from the Strait of Sicily by Albertelli *et al.* (1995) and Simonini *et al.* (2009), respectively.

Crustacea

Overall, 23 alien crustaceans have been found, of which 17 established and six casual.

Established alien Decapoda, such as *C. sapidus*, *Dyspanopeus sayi*, *P. aztecus* and *Percnon gibbesi*, are reported with self-maintaining populations as in all the other MSFD subregions, while *Portunus segnis*, a putative Lessepsian species originating in the Indian Ocean, was recorded in Augusta (Siracusa, Sicily) (Torchio, 1967; Ghisotti, 1966 as *C. sapidus*, misidentification) but it has not reached the Adriatic Sea yet. Apparently, *D. sayi* and *P. segnis* have not expanded to the Strait of Sicily. Casual Decapoda records, as well as first findings in Italy, include *Calappa pelii* originating from the tropical East Atlantic and recorded in Metaponto (Matera) (Pastore, 1995), the boreal red king crab *Paralithodes camtschaticus* caught off Le Cannella, Isola di Capo Rizzuto (Calabria) (Faccia *et al.*, 2009), and *Sternodromia spinirostris* reported from Lido Bruno, Gulf Taranto (Pastore, 1976 as

Dromidiopsis spinirostris); all three were found along the Ionian coast. The Lessepsian *Trachysalambria palaestinis*, native to the Indian Ocean, was recorded in 2016 off Ragusa (Sicily) (Insacco *et al.*, 2017).

Smaller alien Crustacea include three Cirripedia, namely, *A. improvisus*, *B. trigonus* and *M. tintinnabulum*, all well established in Ionian waters (Berdar & Riccobono, 1986; Berdar *et al.*, 1996). Data on cirripeds in the Strait of Sicily are scanty, due to lack of previous studies in the area.

Among alien Amphipoda, *Caprella scaura* originates from the Indian Ocean (Krapp *et al.*, 2006), *Photis lamellifera* represents a first record in Italy (Krapp-Schickel, 1993), and *Stenothoe georgiana* was recently found in Siracusa and Licata (Ulman *et al.*, 2017).

Alien Isopoda include the circumtropical *Mesanthura* cf. *romulea*, recorded as *Mesanthura* sp. in the Ionian and in the WMED (Lorenti *et al.*, 2009), and *Paracerceis sculpta* and *Paranthura japonica*, the latter being sighted recently in the Mar Piccolo of Taranto and in the Strait of Sicily as well (Lorenti *et al.*, 2016; Ulman *et al.*, 2017). There are four established Copepoda, namely, *P. grani*, *P. marinus*, *A. (Acanthacartia) tonsa*, and *O. davisae*.

The Lessepsian species *Erugosquilla massavensis* reported in 2017 from the CMED off Brucoli, SE Sicily (Corsini-Foka *et al.*, 2017) is the only alien Stomatopoda found in Italian waters.

Mollusca

Similarly to the Adriatic subregion, 18 alien molluscan taxa were sighted, of which 14 established, three casual, and *Crassostrea/Magallana* oysters of unknown establishment success. Circumtropical, Indian Ocean, Red Sea, and Indo-Pacific species may have arrived unaided and represent 27% of the species; around 56% may have arrived via maritime traffic, and three species (~19%) through aquaculture activities or for fishery purposes. *Pinctada imbricata radiata*, the rayed pearl oyster, was first recorded in Lampedusa by Monterosato (1917) (although unknown if alive or dead), and subsequently by Bombace (1967); in the Ionian, just loose valves were initially retrieved (Paccagnella, 1967). Subsequently, it was recorded alive and with stable populations in the same regional sea (Crocetta *et al.*, 2009a). The established *C. scabridum* was first recorded with dead specimens in Brucoli (Siracusa) and subsequently found alive by Di Natale (1982). From the temperate regions of the planet, only few molluscs have been reported in CMED; specifically, *A. kagoshimensis*, *A. senhousia*, *R. philippinarum*, and *R. venosa* from the NW Pacific, and *A. transversa* and *Crepidula fornicata* from the NW Atlantic. *Anadara transversa* was first recorded with dead specimens in Sant' Isidoro (Apulia) (Trono, 2006, date in Albano *et al.* 2009), and was subsequently found alive and established in the area (Crocetta *et al.*, 2009b). *Crepidula fornicata* was first reported from Sicily, presumably in the Ionian Sea (Parenzan, 1970), with specimens of unknown vitality, constituting just a casual sighting. Among the re-

corded species only one is ranked as invasive, namely *A. senhousia*, first found in Italy in Siracusa (Brancato & Reitano, 2009, just one valve). Living specimens were reported later by Mastrototaro *et al.* (2003) from the Gulf of Taranto. The northern Pacific *R. philippinarum* was first sighted in the Gulf of Taranto (Cesari & Pellizzato, 1990 as *Tapes philippinarum*). *Brachidontes pharaonis*, a species of Indo-Pacific origin, was recorded for the first time in Italy from Vendicari (Siracusa, Sicily) (Di Geronimo, 1971). Among the latest findings, the gastropod *Biuve fulvipunctata* (described from the Indian Ocean and W Pacific) was reported from Lake Faro (Malaquias *et al.*, 2016), where it has already formed self-sustaining populations. The first Mediterranean records include the alien limpet *Lottia* sp., whose native distribution is yet to be determined, found in 2015 in the Ionian Sea (Scuderi & Eernisse, 2016), with permanent populations already established in Catania harbour and nearby areas, and the circumtropical gastropod *Syphonota geographica*, found in 1999 in Reggio Calabria (Turano & Neto, 2001).

Miscellaneous Invertebrata

In the CMED, eight alien Cnidaria have been identified. Among these, four alien scyphozoans were reported, i.e. *Aurelia solida* (Scorrano *et al.*, 2017), the Indo-Pacific *Cassiopea andromeda*, recorded in Baia di Augusta (Piraino S., Catalano D., unpublished), the invasive *Phylorhiza punctata* (Deidun *et al.*, 2017) and *Rhopilema nomadica* (Balistreri & Ghelia in Crocetta *et al.*, 2015), although the latter two are still casual in Italy. Just four hydrozoans were sighted: the western tropical Atlantic *Clytia hummelincki* (Gravili *et al.*, 2008), the NW Atlantic *Eudendrium carneum*, and the two Indo-Pacific species *E. merulum* (Gravili *et al.*, 2015; S. Piraino, pers. observ.) and *C. linearis* (Rossi, 1961, as *Clytia gravieri*), all established in the CMED (Gravili *et al.*, 2015). *Clytia hummelincki* and *C. linearis* are also two successful invaders in the Mediterranean. The former arrived only recently and it often creates a “belt” in urchin barrens in shallow waters; the latter, native to the Indo-Pacific, is a very common hydrozoan found on shallow hard bottoms of the Mediterranean and probably constitutes the first successful Lessepsian cnidarian, having already been reported in the Mediterranean in the 1950s (Boero *et al.*, 2005; Gravili, 2017).

Alien Bryozoa include eight species (the majority of the species recorded in Italy). Most of the species are circumtropical, such as *Crepidacantha poissonii*. There are three NIS originating from the Indo-Pacific/Red Sea, one from the tropical Atlantic, and one from the tropical and North Pacific, while for *Amathia verticillata* the origin is unknown.

Six alien ascidians, i.e. *Clavelina oblonga*, *Distaplia bermudensis*, *Microcosmus quamiger*, *Polyandrocarpa zorritensis*, *P. multiclathrata*, and *S. plicata*, were found

in the area. Their native distribution ranges include the Atlantic, Indo-Pacific, and Pacific Oceans. The northern Pacific species *S. plicata* is established in all Italian seas, while the circumtropical *P. multiclathrata* was found in Taranto by Lezzi *et al.* (2018). Although the description of *P. multiclathrata* is missing in Lezzi *et al.* (2018), this species was already reported by Monniot & Monniot (1987) along the Corsican coast (France). *Distaplia bermudensis* was recorded for the first time in Italy in the Ionian Sea, in the Gulf of Taranto (Mastrototaro & Brunetti, 2006).

The alien ctenophore *M. leidy* was recorded off Isola di Capo Rizzuto (Ionian Sea) by Boero *et al.* (2009), where it is established as in every Italian MSFD subregion.

Among alien Porifera, *P. magna*, was seen for the first time in Italy in 2001, in Mar Piccolo and Mar Grande of Taranto (Longo *et al.*, 2007).

Fishes

More than 60% of the alien fish recorded in Italian waters (17 species out of 28) have been reported from the CMED subregion, of which 11 are casual sightings and six can be considered as established. Four established fish species are characterized by repeated sightings; these are *Siganus luridus*, *F. commersonii*, *L. sceleratus*, and *Stephanolepis diaspros*, while *Hemiramphus far* was reported only once but with 70 specimens (Falautano *et al.*, 2014). These species, after settling in the EMED, may have reached the Italian coasts of the CMED unaided (dispersal with currents and/or adult movements). The majority of the findings come from the Strait of Sicily, mostly from the area of the Pelagie Islands. This geographical sector includes most of the first records for Italian waters such as: *Elates ransonnettii* (Mastrototaro *et al.*, 2007), *Chlorurus rhakoura* (Insacco & Zava, 2017), *H. far* (see ref. above), *Platycephalus indicus*, *Saurida lessepsianus* (Castriota *et al.*, 2009 as *S. undosquamis*), *Pterois miles* (Azzurro *et al.*, 2017), *Upeneus pori* (Deidun *et al.*, 2018), *Etrumeus golanii* (Falautano *et al.*, 2006), *S. luridus* (Azzurro & Andaloro, 2004), and *Siganus rivulatus* (Azzurro & Giardina in Stamouli *et al.*, 2017). Other NIS recorded from the CMED are the red drum *Sciaenops ocellatus*, probably introduced through aquaculture activities (Langeneck *et al.*, 2017), and *Cephalopholis taeniops*, detected for the first time in Italian waters (Lampedusa Island) in 2009 by Guidetti *et al.* (2010). Notwithstanding its Atlantic origin, the distance between the Strait of Gibraltar and the current Mediterranean records (all in the central-eastern parts of the basin) does not support the hypothesis of its arrival by natural range expansions, whilst shipping seems to be a more plausible vector. The recent record of *Ophioblennius atlanticus* can also be attributed to ship transport (Azzurro *et al.*, 2018b).

3. MSFD WESTERN MEDITERRANEAN

Foraminifera

Detailed knowledge on the presence of alien foraminifera is currently limited to mostly larger symbiont-bearing taxa, which include *A. lessonii*, *A. lobifera*, *Coscinospira arietina*, *Parasorites* sp., and *Sorites variabilis* (Guastella, Mancin & Langer, unpubl. data; Mateu-Vicens *et al.*, 2018). Non-symbiont-bearing species are only represented by *Spiroloculina antillarum*. The majority of them have established self-maintained populations, while *A. lessonii* and *A. lobifera* are invasive in the WMED. Foraminifera are indicative of warm tropical waters and the main vector driving their range expansion are rapidly rising global sea surface temperatures and isotherm shifts (Langer *et al.*, 2012; Mouanga & Langer, 2014; Langer & Mouanga, 2016). Most species recorded here originate from the Red Sea and Indo-Pacific Ocean areas and probably entered the Mediterranean Sea via the Suez Canal.

Macrophyta

Twenty-six alien macrophytes have been recorded in the area. The main introduction pathway is probably maritime traffic (fouling on vessel hulls). Twenty-one of them are established, four (*Bonnemaisonia hamifera*, *Chondria pygmaea*, *Lophocladia lallemandii*, *Melanothamnus harveyi*) are of unknown establishment success, whereas one, *Polysiphonia paniculata* (type locality Peru) is a casual record only recorded in Canale di San Pietro, Sardinia (Brambati *et al.*, 1980). *Cutleria multifida*, also found in all the other MSFD subregions, has been included on the list of Kawai *et al.* (2016). Six species were ranked as invasive; three of them were collected in the Ligurian Sea, namely, the Indo-Pacific *A. preissii* [Cinelli & Sartoni, 1971 (1969)], *Caulerpa cylindracea*, first recorded in Livorno (Piazzi *et al.*, 1994, as *C. racemosa*), and *W. setacea*, a first record for the Mediterranean (Benedetti Cecchi & Cinelli, 1989 as *Polysiphonia* sp.). *Caulerpa cylindracea* and *W. setacea* were also found in the Tyrrhenian Sea, from the Gulf of Salerno (Gambi & Terlizzi, 1998, as *C. racemosa*) and Arcipelago Toscano (Airoldi *et al.*, 1995, as *Polysiphonia setacea*), respectively. The highest numbers of alien Macrophyta have been found in Livorno, including Gorgona Island (34.6%), and Sicily (Eolian Islands, Ustica, and Palermo) (23.1%). Sub-tropical and tropical species are slightly more abundant than the cold/temperate species in this area. They mostly originate from the Indian Ocean, Indo-Pacific, or Red Sea, and have been reported mostly from the Ligurian Sea and Sicilian waters. Among species characterized by cold/temperate native distribution, the NE Atlantic taxa are the most numerous. Finally, examples of putative Lessepsian migrants include *Botryocladia madagascariensis*, *C. pygmaea*, *H. stipulacea*, *Hypnea spinella*, and *L. lallemandii*, although three of them may have arrived on vessels (fouling).

Polychaeta

Twenty-five alien polychaetes have been recorded, of which 21 established and four casual; this number also includes the putative Lessepsian species *Nereis jacksoni* (Somaschini, 1988), although not considered a true alien by Castelli *et al.* (2008). Four invasives were found in both the Tyrrhenian and Ligurian Sea, except for *B. boholense* and *B. luctuosum*, which apparently have not yet colonized the Ligurian Sea. Among them, the Lessepsian invader *F. enigmaticus* is a reef forming species that locally reaches very high densities. Most of the established species are native to the Pacific, Indo-Pacific, Indian Ocean, and/or Red Sea. The occurrence of the tropical Pacific serpulid *Pileolaria berkeleyana* in the Ligurian Sea before 1995 was obtained from the checklist of Castelli *et al.* (1995), which reports this species in “area 3” (i.e. Ligurian and Tyrrhenian Seas), although on a more recent checklist (Castelli *et al.*, 2008) this species is reported only in the Ligurian and Ionian Seas. Nine species originate from the Atlantic, while six species may have arrived from the Pacific and/or the Atlantic. As an example, the latest polychaete recorded in the WMED (off Calafuria, Ligurian Sea), *Chaetozone corona*, may have originated from either the North East Pacific or the West Atlantic (Munari *et al.*, 2017). The majority of the polychaetes recorded have probably reached the WMED through maritime traffic, especially in ballast water. *Neanthes agulhana* probably arrived unaided through the Strait of Gibraltar, after invading Spanish Atlantic waters. In five cases, the potential vector is still unknown (*Pista unibranchia*, *Podarkeopsis capensis*, *Prionospio pygmaeus*, *Pseudopolydora paucibranchiata*, and *Syllis pectinans*).

Crustacea

Overall, 31 alien crustaceans were recorded, specifically 27 in the Tyrrhenian and 17 in the Ligurian Sea. Twenty-two species are established, eight are casual records, while the establishment success of one species is unknown.

Alien decapods (six casual and five established taxa) are mostly of Indian, Red Sea, Indo-Pacific, or Pacific origin. Four species originate from the Atlantic, the North/West mainly, while *P. gibbesi* has a wider native distribution, which includes the tropical parts of the Atlantic and East Pacific. The latest alien Decapoda recorded in the area, *Charybdis (Charybdis) feriata*, may have arrived in Livorno, Ligurian Sea (Tiralongo, 2016) via ship traffic (ballast water, hull-fouling or hitchhiking on other parts or cavities of vessels, e.g. the sea-chest); *P. aztecus* probably reached Castiglione della Pescaia (Tyrrhenian Sea) with ballast water or as a mariculture escapee (Cruscanti *et al.*, 2015); *Rhithropanopeus harrisi* probably arrived via shipping or as a contaminant on shellfish in Livorno (Langeneck *et al.*, 2015a). It was recorded one year later (in 2014) from Olbia, Sardinia, and the Tyrrhenian Sea (Ferrario *et al.*, 2017). Furthermore, *C. sapidus* only re-

cently spread to the Tyrrhenian Sea (recorded in Cabras, Sardinia¹⁴), although it was caught for the first time in 1964 in the harbour of Genoa (Tortonese, 1965); *P. gibbesi* was reported in 2000 from Isola Ustica, Capo Gallo, and San Vito (Sicily, Tyrrhenian Sea) where it formed self-perpetuating populations (Pipitone *et al.*, 2001), and later from Genoa in 2015 (Bianchi *et al.*, 2017).

All alien Copepoda, with the exception of *O. davisae*, were found in the Tyrrhenian Sea. The majority of them are established. The main pathway is probably shipping (ballast water), and the species are mostly of Red Sea and Indo-Pacific origin.

Three alien Amphipoda were found in the WMED, with the latest records pertaining to the West Atlantic *S. georgiana*, found in 2013 in Lerici (Ligurian Sea), which later showed a southward spreading pattern in the Tyrrhenian Sea; one year later it was recorded in Porto Torres (Sardinia) (Ferrario *et al.*, 2017), then in 2015 in Sorrento (Campania) and lastly in 2016 in Palermo. This taxon was detected in all the Italian seas except the Adriatic (Ferrario *et al.*, 2017; Ulman *et al.*, 2017).

The majority of alien Isopoda have been reported from the Tyrrhenian; their common vector of introduction is shipping, even though other pathways may be relevant, such as aquaculture. For example, two NW Pacific species *Ianiropsis serricaudis* and *P. japonica* may have been introduced as contaminants on bivalves or through fouling of vessel hulls. The Indian sphaeromatid *Sphaeroma walkeri* represents the first record in Italy, being recorded in La Spezia (Ligurian Sea) in 2010 (Lodola *et al.*, 2012), without apparently any record from the Tyrrhenian Sea.

With regards to Cirripedia, *Megabalanus tintinnabulum* constitutes the first alien cirriped recorded in Italy, spotted more than two centuries ago in the area, although the exact location of the finding is unknown (Poli, 1791 as *Lepas balanus*); it may have spread to the Tyrrhenian coasts via maritime traffic. In the harbour of Genoa, two more cirripeds have been recorded for the first time in the area: *B. trigonus* (Relini, 1969) and *A. improvisus* (Relini & Montanari, 1973).

Mollusca

With 22 alien molluscs, the WMED accounts for the highest number of findings. Of these, 15 have established self-sustaining populations, while six are just casual findings, i.e. *A. kagoshimensis*, *A. transversa*, *Chromodoris quadricolor*, *C. fornicata*, *M. mercenaria*, *Tremoctopus gracilis*, and *Crassostrea/Magallana* taxa are of unknown establishment success. Invasive behaviour in this MSFD subregion is manifested by *A. senhousia*, *B. pharaonis*, and *H. japonica*. Among established Bivalvia, just empty shells, with ligament, of *Fulvia fragilis* were initially recorded in Livorno (Ligurian Sea) in 2003 by Crocetta (2005); however, living specimens were subsequently reported from the same regional sea (Bartolini *et al.*, 2010). In the Tyrrhenian Sea, live samples were first collected in

2005 (Crocetta, 2005); this species is now established. In 1967, loose valves of *P. imbricata radiata* were collected at Isola Gallinara in the Ligurian Sea by Garavelli & Melone (1967); there are no other records of this species from that regional sea. In the Tyrrhenian, dead specimens were found initially (Bombace, 1967; Ricordi, 1993) and live ones later (Stasolla *et al.*, 2014). It now forms stable populations mostly along the coastline of Sicily. Among casual species, living specimens of *A. kagoshimensis* were collected from the Tyrrhenian by Di Natale (1982) in 1977 in Vibo Valentia, while in the Ligurian Sea only one record (samples of unknown vitality) was reported by De Longis (1987); two empty shells belonging to *A. transversa* were retrieved from the Tyrrhenian in 2005 in Bacoli and Torregaveta (Gulf of Naples) (Crocetta *et al.*, 2009b); subsequently, living specimens were reported (Stasolla *et al.*, 2014; Servello & Crocetta in Dailanis *et al.*, 2016). The Indo-Pacific gastropod *C. quadricolor* was collected for the first time in the Mediterranean in 1982 at Imperia (Ligurian Sea) (Cattaneo-Vietti, 1986). The alien Indo-Pacific cephalopod *T. gracilis* was seen alive off Isola di Ponza in 2002 by Belluscio *et al.* (2004), and constitutes the sole record of this species from Italy. The majority of the introductions seem to be related to shipping (ballast water), e.g. for the NW Pacific semelid *Theora lubrica*, and secondarily to currents (unaided pathway). *Cerithium scabridum*, *Haminoea cyanomarginata*, and *Melibe viridis* may have arrived via one of the two aforementioned pathways.

Miscellaneous Invertebrata

Alien Cnidaria amount to 11 species. In this subregion, the number of alien hydrozoans and scyphozoans is the highest in comparison to the other MSFD areas. Seven out of eight alien Hydrozoa reported from Italian waters have been found in the WMED, mostly of tropical or sub-tropical origin, e.g. the Indo-Pacific species *C. linearis* and *E. merulum*. *Eudendrium merulum* has been reported from each Italian sea except the Strait of Sicily, and was first recorded in 1984 at Promontorio di Portofino, Ligurian Sea. In the following year, it was reported from Panarea (Eolian Islands, Tyrrhenian Sea) (Bavestrello & Piraino, 1991). *Clytia linearis* has a circumtropical distribution and could have reached the WMED unaided, having been sighted in the Ligurian Sea in 1957 as *C. gravieri*, and subsequently in the Tyrrhenian in 1966 (Riedl, 1966). *Scolionema suvaense*, a species of Indo-Pacific distribution, represents a first record in Italy, having been reported from Ischia (Brinckmann-Voss, 1987, as *S. suvaensis*). Four alien Scyphozoa have been recorded in the Tyrrhenian: *A. coerulea*, *C. andromeda*, *P. punctata*, and *R. nomadica* (for more details see Boero *et al.*, 2009; Balistreri *et al.*, 2017; Scorrano *et al.*, 2017; Cillari *et al.*, 2018).

Alien Bryozoa comprise eight species. The invasive *A. verticillata* has been reported from all the MSFD

¹⁴ https://www.unionesarda.it/articolo/cronaca/2017/11/21/cabras_nelle_acque_della_laguna_compare_il_granchio_blu-68-668440.html .

subregions and the world oceans. Galil & Gevili (2014) considered it alien to the Mediterranean fauna and pseudonative, being described in the Gulf of Naples at the beginning of the XIX century (Delle Chiaje, 1822 as *Hydra verticillata*), whereas Floerl *et al.* (2009) considered it a cryptogenic species. Future comparison of molecular data from topotypic and West Atlantic material may answer the question but, for the time being, *A. verticillata* is listed herein as a NIS. *Crisularia serrata* was reported from Italy for the first time in 1986 in the Tyrrhenian Sea (Di Geronimo, 1990).

Alien ascidians in the WMED include five species (*C. oblonga*, *M. squamiger*, *P. zorritensis*, *S. plicata*, and *S. brakenhielmi*), all established. Some of these species were reported a long time ago, such as *Styela plicata*, while others were only recently reported, such as *Symplegma brakenhielmi* (Trainito, 2004 misidentified as *Distomus variolosus*; Trainito & Baldacconi, 2014 as *S. brakenhielmi*). Further findings of this last species in the Tyrrhenian Sea, confirmed its establishment in the WMED (Ulman, 2016).

The list of alien miscellaneous invertebrates includes the ctenophore *Mnemiopsis leidyi*, which has formed invasive self-sustaining populations in the area (Diciotti *et al.*, 2016). *Anoplodactylus californicus*, a circumtropical species, is exclusively recorded in the WMED (Civitavecchia) (Chimenz *et al.*, 1980 as *A. portus* Krapp & Sconfiotti, 1983), where it is established. Although thriving throughout the Mediterranean basin (Guardiola *et al.*, 2010), *P. magna*, has not shown invasive traits in Italian waters. It originates from the tropical Atlantic and it is the only alien sponge reported from Italy, where it was first detected in the Tyrrhenian, and precisely in Naples harbour (Longo *et al.*, 2007). One alien Sipuncula, the Indo-Pacific *Phascolion (Isomya) convestitum*, was recorded in the Ligurian Sea (Murina, 1977) as a casual record. Another casual record is the Indo-Pacific parasite trematode *Allolepidapedon fistulariae* that was discovered on *F. commersonii* in Arbatax (Sardinia), and is the first record for the Mediterranean (Pais *et al.*, 2007).

Fishes

Thirteen alien Fishes have been recorded in the WMED, mostly in the Tyrrhenian (ten were reported on the basis of one or two findings, while three might have established permanent populations). Ten species originate from the Indo-Pacific, Indian Ocean, or Red Sea, and three species from the Atlantic. Lessepsian fishes are represented by *Fistularia commersonii*, *Siganus luridus*, *Stephanolepis diaspros* and *Pomadasyx stridens*; the latter being detected for the first time in the Mediterranean in 1968 from Nattarella di Savona (Gulf of Genoa), based on a single specimen (Torchio, 1969). These species, after entering the Mediterranean through the Suez Canal, have formed self-sustaining populations in the EMED and have likely expanded towards the Italian coasts by secondary spread. Casual occurrences are those related to aquarium trade (intentional release) such as *Acan-*

thurus chirurgus, *Chaetodon auriga*, and *Zebrasoma xanthurum*. Tyrrhenian records of these Fishes also represent first sightings for Italy. In particular, *A. chirurgus* was found in Isola d'Elba (Langeneck *et al.*, 2015b), *C. auriga* in Cape Miseno (Tiralongo *et al.*, 2018), while *Z. xanthurum* in Isola di Tavolara (Sardinia) (Guidetti *et al.*, 2016). *Lutjanus sebae* was recorded in 2016 off Palermo and its potential pathway is still unknown (Deidun & Piraino, 2017). The Atlantic *Lutjanus joca* (Vacchi *et al.*, 2010) and the W Atlantic *Pinguipes brasilianus* (Orsi Relini, 2002) are casual records in the WMED (Ligurian Sea), being recorded in this marine subregion for the first time in Italy. The casual records of *Abudefduf vaigensis* can be attributed to independent introductions of this species by ship transport or aquarium release (Tardent, 1959; Vacchi & Chiantore, 2000).

4. OVERALL ASSESSMENTS

Overall, 265 NIS have been recorded in Italian waters (Figure 2). The most numerous group among them is Macrophyta, totalling 65 species (41 Rhodophyta, 13 Ochrophyta, 10 Chlorophyta, and one Tracheophyta), of which 55 are established in at least one MSFD subregion. Crustacea ranks second with 48 species, followed by Polychaeta with 43 species. Among Crustacea, Decapoda is the most species-rich order with 24 taxa, followed by Copepoda (9), Isopoda (6), Amphipoda (4), Cirripedia (3), and Stomatopoda and Anostraca, with one species each. Mollusca amount to 29 species. Among the miscellaneous Invertebrata, the dominant group, Cnidaria, includes 15 alien species (eight Hydrozoa, five Scyphozoa, and two Anthozoa), while other taxa, i.e. Bryozoa comprise 13 species, and Foraminifera and Ascidiacea nine species each; lastly, Pycnogonida include two species, while for Ctenophora, Porifera, Sipuncula and Platyhelminthes, only one species each was reported. The list of alien fishes recorded in Italy includes 28 species.

Establishment success categories per MSFD subregion and per taxonomic groups are depicted in Figure 3. A similar number of NIS was reported for the various MSFD subregions: the CMED hosts the highest number of aliens (154 species), followed by the WMED (151 species), while the ADRIA hosts 143 species. In total, 180 NIS have established self-sustaining populations in at least one MSFD subregion. In particular, 112 species are established in WMED, 105 in the ADRIA and 101 in CMED. Casual findings amount to 42 species in CMED, 33 in WMED and 34 in ADRIA. Species with unknown establishment success belong mainly to Macrophyta, Polychaeta, and to a lesser extent Crustacea and Mollusca.

The vast majority of introduced species are native to the Indian/Indo-Pacific/Red Sea, followed by those of North Pacific and Tropical Atlantic origin. This pattern is similar to that documented for the Ionian, Adriatic, and Western Mediterranean by Tsiamis *et al.* (2018). Warm water species, such as those of Indo-Pacific, Indian, Red Sea, tropical (Atlantic and Pacific), and circum(sub)tropical origin, represent approximately 61% in the WMED,

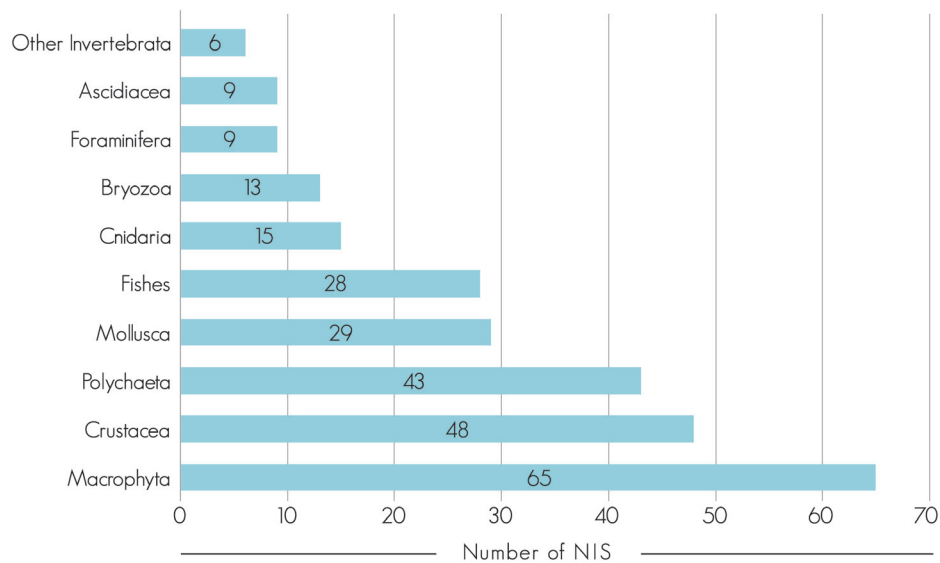


Fig. 2: Number of NIS per taxonomic group in Italy.

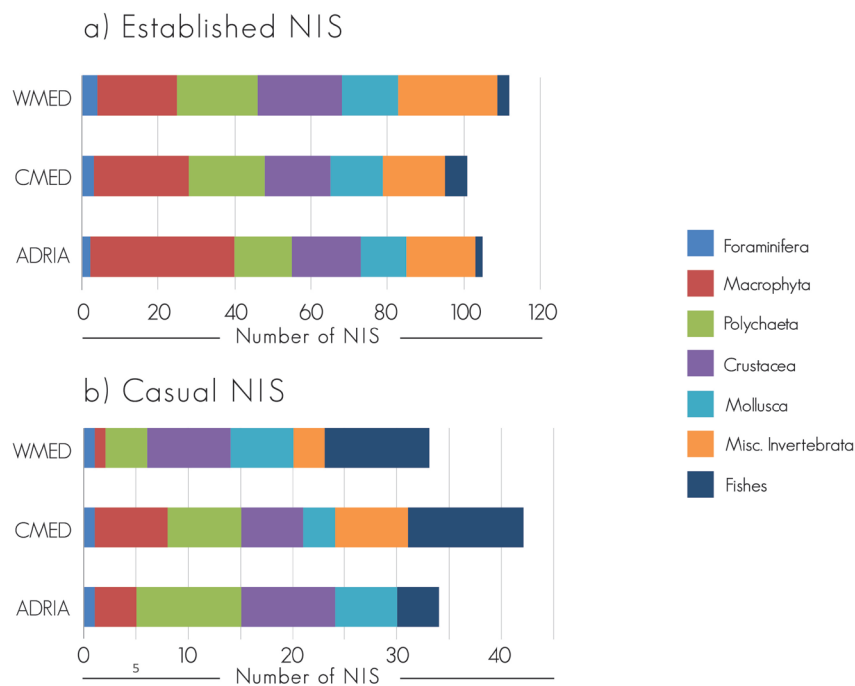


Fig. 3: Establishment success per taxonomic group in each MSFD subregion.

59% in the CMED, and 44% in the ADRIA. Cold water species such as those originating from the northern and southern regions of the Atlantic, and Pacific Oceans, and circumboreal species represent approximately 45% in the ADRIA, 28% in the CMED and 30% in the WMED subregion. The native distribution range of NIS per MSFD subregion are illustrated in Figure 4.

5. RATE OF NEW INTRODUCTIONS

All NIS reported in 2018 refer to species collected until December 2017. The rate of introduction, expressed as the number of new NIS findings per six-year intervals for the period 1970-2017, is presented in Figure 5.

From 2012 to 2017, the introductions generally showed the highest increase, although characterised by variability among taxa. Noticeably, alien Macrophyta exhibited the highest number of sightings during the late 1980s - early 1990s and during the 2006-2011 period, when a relevant number of findings occurred among Polychaeta also, while fish entries peaked in the last six years (2012-2017). On average, from 1970 to 2017, alien Macrophyta have increased by seven new species every six years, Polychaeta and Crustacea by five new species, Mollusca and fishes by three new species every six years. Overall, 45 new alien species were recorded in 2012-2017, i.e. approximately one new alien species every seven weeks. The rate of introduction for the last assessment period is higher than that noticed in the previous periods (ranging

from one new entry every 19.5 weeks in the 1970-75 period to one species every 9 weeks in 2006-2011). Since 2012, NIS have been reported for the first time mostly from the CMED. Moreover, earlier records of already reported species have been found, while self-sustaining NIS have spread between the Italian subregions. As a consequence, in the 2012-2017 period, 34 new findings have been reported from the CMED, 22 from the ADRIA and 21 from the WMED.

The highest increase in introductions of alien Macrophyta occurred during 1988-93 when for both the CMED and WMED introduction peaks were noticed. In the ADRIA, the highest number of new entries was documented between 1994 and 1999 when 12 alien macrophytes were reported (Table 1). During the last six years, alien macrophytes along the Italian coasts showed a general increase of 10.7%. During this period, the NIS

increased in the ADRIA and CMED subregions by four new records each, while only one new species was collected in WMED subregion.

In general, alien Polychaeta showed the highest increase in introductions from 1976 to 1987. The highest number (9 new species) was seen in the CMED from 2006 to 2011 (graph not shown here). From 2012 to 2017, the number of alien polychaetes in Italian waters moderately increased by five new taxa.

Although during the first half of the 1970s no alien crustaceans were detected, from 1976 to 2017 a total of 39 new species were registered. Both the ADRIA and WMED display peaks in introductions from 2000 to 2005, when increases of 75% and 78% occurred, respectively. Finally, in 2012-2017, seven new crustacean entries were documented in the CMED.

From 1970 to 2012, 21 alien molluscs were report-

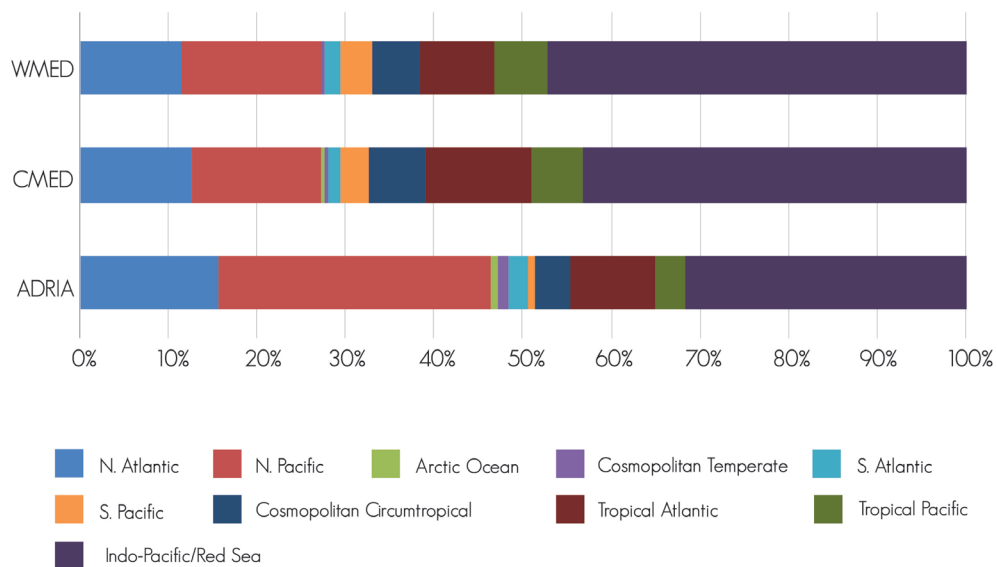


Fig. 4: Native distribution per MSFD subregion.

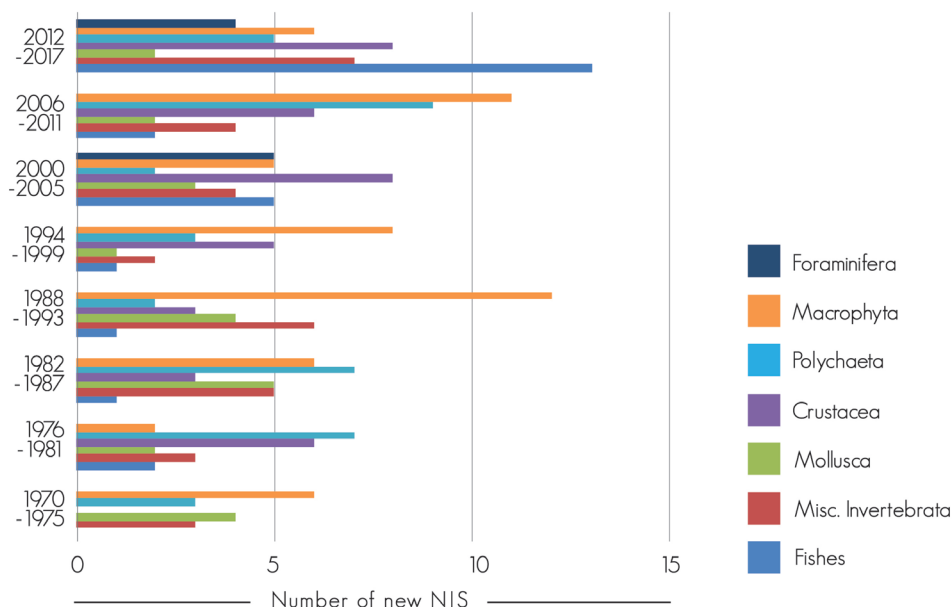


Fig. 5: Number of new NIS in Italian waters per six-year periods from 1970 to 2017.

ed, while after 2012 only two new species were added, namely, *B. fulvipunctata* and *Lottia* sp. that have already established stable populations in the CMED. From 2000 to 2005, a peak in introductions was seen in the WMED, with six new molluscs (Table 1) while four new introductions in this area were recorded after 2005. In the CMED, in 2012-2017, four new taxa were reported, while in the ADRIA, during the same period, only one new alien bivalve (*Pinctada imbricata radiata*) was detected.

Among introduced miscellaneous Invertebrata, Cnidaria displayed their highest increase in the 2012-2017 period when a peak in introductions was seen among alien scyphozoans (three new species were recorded), while a clear decrease in introductions was seen among the alien Hydrozoa; after a peak in introductions in the 1980s, not a single new species was sighted from year 2000 to 2017. Among alien Bryozoa, during the 2012-2017 period, an increase of ~33% was reported, the majority of which were found in the CMED and WMED. Among the other invertebrates (Ctenophora, Porifera, Sipuncula, Platyhelminthes, and Pycnogonida), a peak of introductions was noticed during the 2000-2005 period with no new introductions after 2012.

During 2012-2017, alien fish sightings increased significantly; thirteen new species were reported, while between 1970 and 2011, i.e. within the previous 41 years, only 12 species had been detected. After 1975, introductions and affected areas continuously increased with a marked surge during the period 2000-2017. In the last six years, the CMED, which hosts the majority of alien fishes (17 species), displayed an increase of 100%, with eight new alien species. During the same period, the number of alien Fishes increased by two in the ADRIA and five in the WMED.

6. PATHWAYS OF INTRODUCTION

6a. Contribution of pathways

Trend in pathways has been proposed as an indicator for the measurement of the effectiveness of management measures, especially in high risk areas such as harbours, marinas, and mariculture facilities.

Around half of the NIS (~52%) recorded in Italy have probably arrived as transport-stowaways (attributed to maritime traffic). Transport as contaminants on animals (mainly farmed shellfish) and unaided spread of species are equally important pathways of introduction of new aliens in Italy. The relative contribution of each pathway responsible for NIS in each MSFD subregion and overall in Italian Seas is presented in Figure 6.

As regards the Transport-Stowaway/Shipping related pathway, ~28% of the aliens appear to have arrived as biofoulers on ship hulls as opposed to 22% introduced with ballast waters, while ~2% (mostly alien Decapoda introductions) probably arrived as hitchhikers. Two alien macroalgae, namely, *Ascophyllum nodosum* and *Undaria pinnatifida* were probably introduced as stowaways on “organic packing material”. Approximately one third of the species whose introduction is attributed to transport on vessels were casual occurrences, while the majority are now established in Italy. Unintentional transportation by ship/boat represents the main pathway of introduction for alien Crustacea (70%), miscellaneous Invertebrata (66%), Mollusca (59%), and Polychaeta (53%) to the Italian waters.

The Unaided pathway is linked to the introduction of 18.5% of NIS, corresponding almost exclusively to the spread of Lessepsian immigrants (~16% of the Italian NIS). Approximately 45% of the Lessepsian species have been reported merely on the basis of few records, while ~54% have established durable populations in at least one

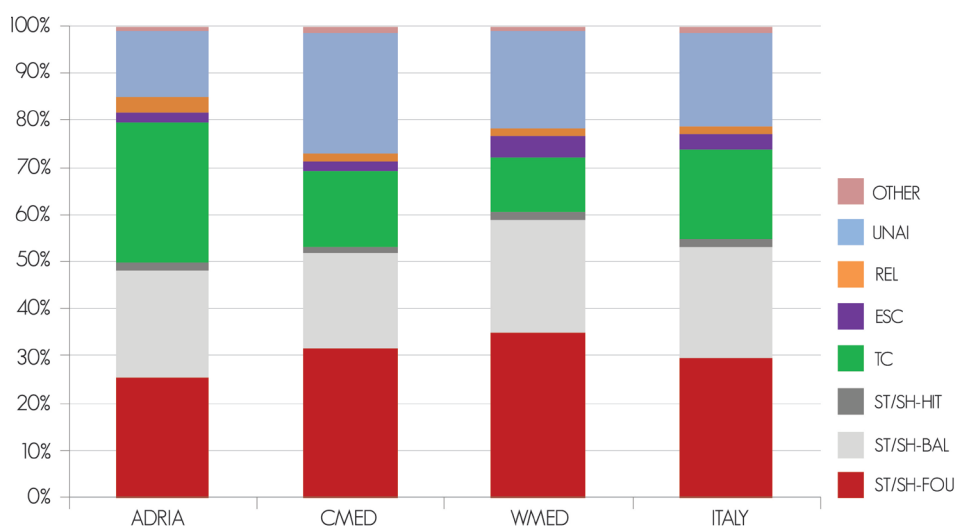


Fig. 6: Potential pathways of introduction to each MSFD subregion and to Italy. **ST/SH-FOU**=TRANSPORT-STOWAWAY: Ship/boat hull fouling; **ST/SH-BAL**=TRANSPORT-STOWAWAY: Ship/boat ballast water; **ST/SH-HIT**=TRANSPORT-STOWAWAY: Hitchhikers on ship/boat; **TC**=TRANSPORT-CONTAMINANT; **ESC**=ESCAPES FROM AQUACULTURE/MARI-CULTURE+ESCAPES FROM CONFINEMENT: Aquaria (domestic +public including live food for such species), **REL**=RE-LEASE IN NATURE, **UNAI**=UNAIDED: Natural dispersal across borders.

MSFD subregion. Unaided is the most common pathway for alien fish (50% of the introductions), especially in the CMED, where 11 Lessepsian alien fish are present. Nevertheless, none of the alien fishes has developed invasive populations in Italian waters to-date.

Transport as contaminants on animals (previously assigned to *accidental introductions with aquaculture imports/movements*) (Harrower *et al.*, 2018) is estimated to be responsible for the introduction of 17.6% of the species in Italian waters. Typically, it refers to epibionts or species adhering to commercial bivalve seeds (spat) attributed to the aquaculture trade and related activities. This pathway constitutes the main mode of introduction for alien phytobenthos, probably accounting for 43% of the introductions of alien Macrophyta. Moreover, multiple introductions may have occurred on various occasions by different means. ADRIA has the highest share (60%) of alien Macrophyta introduced as contaminants on animals.

Escapes are responsible for the introduction to Italian waters of 3.3% of NIS in Italian waters, with the highest percentage of escapes from domestic aquaria (1.7%), followed by those from aquaculture facilities and public aquaria. Escapes of live food represent 0.2% of the introductions. This pathway essentially concerns species involuntarily released in the wild due to possible connections of facilities where specimens are kept, to the natural environment or failure to apply sound practices in order to prevent unintentional movements.

Release in nature is likely related to the introduction in the wild of 1.7% of NIS. This pathway category comprises release after intentional transportation and introduction of live alien organisms for the purpose of human use in the (semi)natural environment (Harrower *et al.*, 2018). Two more alien crustaceans, *Penaeus japonicus* and *Artemia franciscana*, appear to be intentionally released. The edible seaweed, *Pyropia yezoensis* (Arme-

li-Minicante, 2013), which is used in Japanese cuisine for the preparation of sushi and onigiri as “nori”, could have been released into Venice Lagoon but could also be a putative contaminant on shellfish.

Finally, the pathway category “parasites on animals” accounts for only one case, namely, the Indo-Pacific trematode *Allolepidapedon fistulariae*, an endoparasite in *Fistularia commersonii* collected from the WMED.

6b. Trends per pathway (main categories)

Patterns of introduction, considering the potential vectors, are plotted for the period 1970-2017 (Figure 7); they display a stable increase in introductions via the Unaided pathway and especially, in more recent years, via ship-boat hull fouling. Since the 1980s, a growing number of records have been registered throughout all the MSFD subregions, and most noticeably in the CMED.

6c. Trends per activity

Shipping. Growing economic activities, such as tourism and commercial shipping, as well as recreational boating, provide favourable routes for the spreading of alien species via maritime traffic (Zenetos *et al.*, 2012). From 1970 to 2017, approximately 51.8% of the species were introduced to Italy through shipping related pathways. An increase of introduced species that arrived on vessels occurred during the past six years (2012-2017) (19 new species vs 14 in the 2006-2011 period). In the ADRIA, maritime traffic was responsible for 46.5% of the introductions between 1970 and 2017. In this MSFD subregion, ship-stowaways showed the highest peak in introductions from 2000 to 2011. In the period from 1970 to 2017, inputs through vessel movements account for

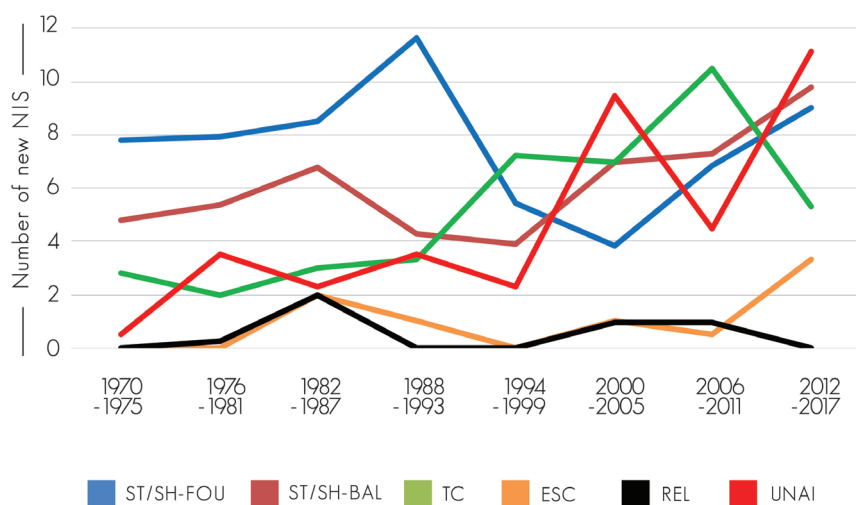


Fig. 7: Trends in the introductions of NIS in Italy according to the main potential pathway of first introduction events from 1970 to 2017. **ST/SH-FOU**=TRANSPORT- STOWAWAY: Ship/boat hull fouling; **ST/SH-BAL**=TRANSPORT- STOWAWAY: Ship/boat ballast water; **TC**=TRANSPORT-CONTAMINANT; **ESC**=ESCAPE FROM CONFINEMENT; **REL**=RELEASE IN NATURE; **UNAI**=UNAIDED.

39.8% and 56.3% of the introductions in the CMED and the WMED, respectively (Fig. 8a).

Aquaculture. This activity encompasses three pathways: release in nature for fishery purposes, escapes from aquaculture/mariculture confinements, and transport as contaminants on animals. In Italy, dismissed and released alien species into the wild, represent 2.5% of the introductions that occurred from 1970 to 2017. After a peak in 1982-87, in the last six years introductions dropped to zero. In ADRIA, release in nature represents 3.1% of the new entries and showed a peak in the period 1982-87. In the CMED, two commercial species, *Crassostrea/Magallana* sp. and *R. philippinarum*, were released in the 1960s and 1980s, respectively. Release in nature accounts for 0.7% of introductions in the CMED, and for 0.8% in the WMED (Fig. 8b). Although the transport as contaminants on animals (i.e. shellfish) in 2006-2011 increased by 44%, it has dropped considerably since 2012. In the ADRIA, alien species accidentally transported as contaminants on living bivalves represent 28.8% of the introductions; after an increase in 1994-1999, their number declined during the past six years. In the 1970-2017 period, NIS transported as contaminants on living molluscs account for 15.5% of the introductions in the CMED and 11.1% in the WMED.

Aquarium trade. In Italy, this mode of introduction represents 2.3% of the introductions over the past 47 years. Nevertheless, in 2012-2017, escapees and irresponsible releases from confinement (domestic and public aquaria; live food) have exhibited a marked increase. In ADRIA, all the escapes from confinement, representing 1.2% of the introductions, occurred from 1994 to 2011. In CMED, aquarium trade related introductions account for 2.2% of the introductions, which occurred between 1988 and 2011, displaying a peak in the 1988-93 period. Escaped/released NIS from aquaria, which correspond to

4.4% of the introductions in the WMED, occurred from 1982 to 2017, with an extraordinary increase since 2012 (Fig. 8c).

Unaided introductions. The Unaided pathway represents about 18.5% of the introductions from 1970 to 2017. This vector has displayed a particularly steep upward trend since year 2000, with two peaks: the first one in 2000-2005 and the second in 2012-2017. In the ADRIA, the unaided species (38.6% of all introductions) exhibited the highest peak in introductions in the last six years. In the CMED, unaided species represent 23.3% of the introductions. Similarly to the ADRIA, the highest number was observed in 2012-2017. In the WMED, unaided species (19.3% of the NIS detected in this area from 1970 to 2017) displayed a peak in 2000-2005, with seven new alien species (Fig. 8d).

7. HOTSPOTS

It is argued that healthy native communities can positively outcompete non-indigenous newcomers. For this reason, the identification and delimitation of the hotspots of introduction are fundamental in controlling biologic pollution (Occhipinti-Ambrogi & Savini, 2003). Figure 9 illustrates the hotspots of first NIS detections in Italy. Some species, such as gelatinous plankton (*Aurelia coerulea*, *A. solida*, *Mnemiopsis leidyi*, and *Rhopilema nomadica*) were collected for the first time during the same year in more than one location; in this case, all the localities have been taken into account. The distribution of alien species recorded along the Italian coasts varies noticeably among localities; differences in alien taxa distribution and numbers may also reflect the presence/absence of taxonomic experts and of past studies along the various Italian coasts (Occhipinti-Ambrogi *et al.*, 2011).

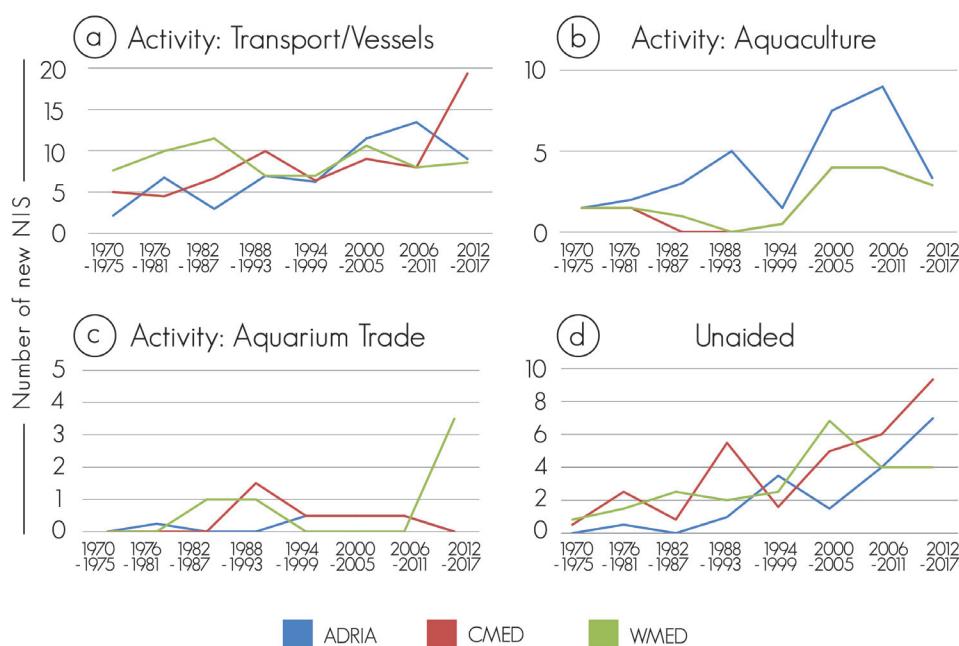


Fig 8: Trends in introduction according to main anthropogenic activities in the 3 MSFD subregions: **a)** transported by vessel; **b)** aquaculture related activities; **c)** aquarium trade; and **d)** unaided introductions.

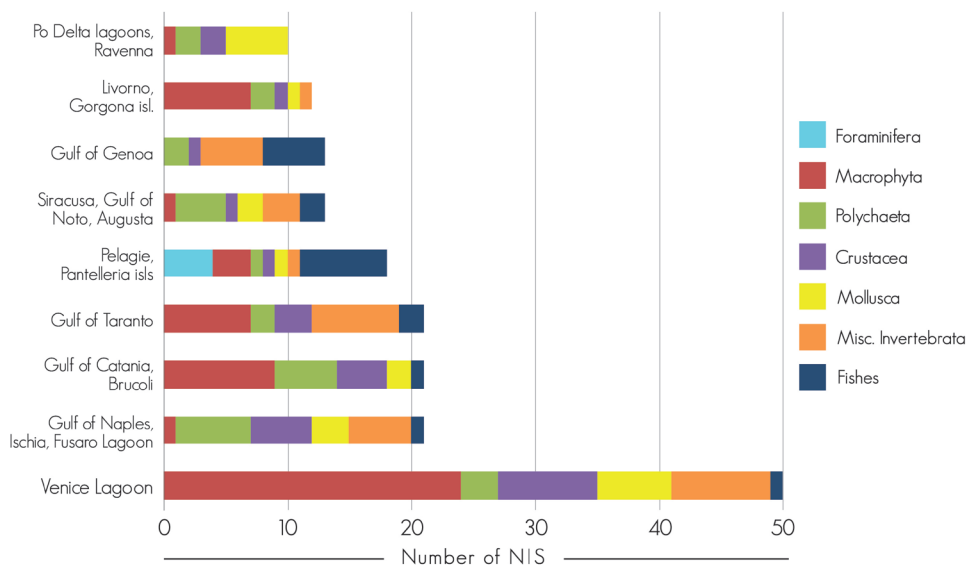


Fig. 9: Hotspots of first introduction to Italy.

Italian coastal lagoons, which are not saturated by benthic populations (Munari & Mistri, 2008), and harbours tend to host the highest number of alien species due to the degraded environmental conditions and to few competitors that facilitate occupation by opportunistic species but more importantly, due to the numerous anthropogenic activities and potential vectors of introduction that they host (Occhipinti-Ambrogi & Savini, 2003). Venice Lagoon is the most important hub of NIS introduction to Italy (Occhipinti-Ambrogi *et al.*, 2011). Commercial and tourism ports, marinas, thriving shellfish aquaculture and live seafood trade are activities that have led to the characterization of the lagoon as a “sink but also a source” for further NIS dispersal (Marchini *et al.*, 2015). Fifty new alien species, among those reported as first records in Italy, were first detected in Venice Lagoon: 24 Macrophyta, three Polychaeta, eight Crustacea, six Mollusca, eight other invertebrates, and one fish. Four of these, namely, the worm *H. elegans*, and the molluscs *X. securis*, *H. japonica* and *R. venosa* display invasive behaviour.

The Italian CMED is an exceptionally sensitive area for monitoring the spread of the NIS coming from the eastern Mediterranean. In particular, Sicily hosts two hotspots of introduction, the Gulf of Catania (including Brucoli, which is situated just south of the gulf) in the Ionian, and the Pelagian Islands and Pantelleria in the Strait of Sicily where newly recorded NIS amount to 39 (21 and 18 new species each). Taranto Gulf (including the transitional waters of Mar Piccolo and, with a lower number of records, Mar Grande and Taranto harbour) hosts a further 21 new findings. Although the Sicilian aquaculture industry is relatively small, this island receives large numbers of aliens due to its geographic location that makes it a crossroad between the Atlantic and Indo-Pacific fauna (Guidetti *et al.*, 2010). Its coastal waters are characterized by important shipping, fishing and numerous leisure boats (Occhipinti-Ambrogi *et al.*, 2011). In Taranto Gulf,

the continuous growth of maritime traffic, and increased mariculture activities (shellfish import and trade), represent the main risk factors that are exacerbated by the lack of awareness among stakeholders (Cecere *et al.*, 2016b).

In the WMED subregion, the hotspots of introduction comprise the Gulf of Naples (including Ischia and the Fusaro Lagoon), and the Gulf of Genoa (excluding the Gulf of La Spezia) and Livorno (the harbour in particular) in the Ligurian Sea, with 13 and 12 new species, respectively. Nowadays, in the Gulf of Naples, where 21 new alien species were recorded, an increasing number of native and allochthonous thermophilic species have been recorded due to rising sea temperatures. For example, the Phlaegrean islands (Ischia, Procida and Vivara) that in the past represented a biogeographic limit for many Mediterranean warm-affinity species now host a substantial number of alien species. In this area, most of the NIS are Lessepsian species that have spread unaided. Various NIS have also been reported from acidified areas and near the port of Ischia in impacted ecosystems due to the absence of competitors (Gambi *et al.*, 2016). On the contrary, the Ligurian Sea is one of the northern-most and coldest areas of the western basin, and is characterized by less warm-temperate species, and more cold-temperate species than those of the southern Mediterranean (Bianchi & Morri, 1993, 1994).

The list of localities where the first Italian records of alien species were found encompasses a number of less affected areas. Nevertheless, Siracusa (including the Gulfs of Noto and Augusta) hosts 13 new species belonging to various groups. Ten newly recorded species, especially alien Mollusca, were found in the Po Delta lagoons (including Ravenna); nine in Messina (especially from Lake Faro); eight new species (none of which are Macrophyta) along the Latium coasts (including Sabaudia Lagoon), etc.

Acknowledgements

The review of alien species recorded in Italy started with the Short Term Scientific Mission (1st February – 17th March 2016) funded by the COST Action TD1209 ALIEN Challenge and proceeded after that on a voluntary basis. We thank Mariolina Corsini-Foka (HCMR, Rhodes), Maria Grazia Mazzocchi (Stazione Zoologica “A. Dohrn”, Naples), and Giovanni Furnari (University of Catania) for clarifying the status of a number of species, and the anonymous reviewers for their constructive criticism that has improved the manuscript significantly.

References

- Airoldi, L., Rindi, F., Piazzini, L., Cinelli, F., 1995. Distribuzione di *Polysiphonia setacea* Hollenberg (Rhodomelaceae, Rhodophyta) in Mediterraneo e possibili modalità di diffusione. *Biologia Marina Mediterranea*, 2, 343-344.
- Airoldi, L., Turon, X., Perkol-Finkel, S., Rius, M., 2015. Corridors for aliens but not for natives: effects of marine urban sprawl at a regional scale. *Diversity and Distributions*, 21, 755-768.
- Albano, P.G., Rinaldi, E., Evangelisti, F., Kuan, M., Sabelli, B., 2009. On the identity and origin of *Anadara demiri* (Bivalvia: Arcidae). *Journal of the Marine Biological Association of the United Kingdom*, 89 (6), 1289-1298.
- Albertelli, G., Chiantore, M., Drago, N., 1995. Macrobenthic assemblages in Pelagic Islands and Pantelleria (Ionian Sea, Mediterranean). *Oebalia*, 21, 115-123.
- Andaloro, F., Falautano, M., Perzia, P., Maricchiolo, C., Castriota, L., 2012. Identification and distribution of non-indigenous species in the Mediterranean Sea: the Italian challenges. *Aliens: The Invasive Species Bulletin*, 32, 13-19.
- Andaloro, F., Castriota, L., Falautano, M., Azzurro, E., Deidun, A. et al., 2016. Public feedback on early warning initiatives undertaken for hazardous non-indigenous species: the case of *Lagocephalus sceleratus* from Italian and Maltese waters. *Management of Biological Invasions*, 7 (4), 313-319.
- Arias, A., Giangrande, A., Gambi, M.C., Anadón, N., 2013. Biology and new records of the invasive species *Branchiomma bairdi* (Annelida: Sabellidae) in the Mediterranean Sea. *Mediterranean Marine Science*, 14 (1), 162-171.
- Armeli-Minicante, S., 2013. 219-Pyropia yezoensis (Ueda) M.S. Hwang et H.G. Choi: Prima segnalazione in Adriatico. In: Biodiversity of the Lagoon of Venice and of the venetian Northern Adriatic coast. Records (219-222). *Bollettino del Museo di Storia Naturale di Venezia*, 64, 141-147.
- Athanasiadis, A., 2009. Typification of *Antithamnion nipponicum* Yamada et Inagaki (Antithamniaeae, Ceramioideae, Ceramiaceae, Ceramiales, Rhodophyta). *Botanica Marina*, 52 (3), 256-261.
- Atzori, G., López, E., Addis, P., Sabatini, A., Cabiddu, S., 2016. First record of the alien polychaete *Naineris setosa* (Scollecida; Orbiniidae) in Tyrrhenian Sea (Western Mediterranean). *Marine Biodiversity Records*, 9 (1), 5.
- Azzurro, E., Andaloro, F., 2004. A new settled population of the Lessepsian migrant *Siganus luridus* (Pisces: Siganidae) in Linosa Island-Sicily Strait. *Journal of the Marine Biological Association of the United Kingdom*, 84, 819-821.
- Azzurro, E., Giardina, F., 2017. First record of *Siganus rivulatus* in the Pelagic Islands, Strait of Sicily. In: New Mediterranean Biodiversity Records (December, 2017). Stamouli, C., Akel, E., Azzurro, E., Bakiu, R., Bas, A.A. et al. *Mediterranean Marine Science*, 18 (3), 534-556.
- Azzurro, E., Ben Souissi, J., Boughedir, W., Castriota, L., Deidun, A. et al., 2014. The Sicily Strait: a transnational observatory for monitoring the advance of Non Indigenous Species. *Biologia Marina Mediterranea*, 21 (1), 105-106.
- Azzurro, E., Castriota, L., Falautano, M., Bariche, M., Broglio, E. et al., 2016. New records of the silver-cheeked toadfish *Lagocephalus sceleratus* (Gmelin, 1789) in the Tyrrhenian and Ionian Seas: early detection and participatory monitoring in practice. *BioInvasions Records*, 5 (4), 295-299.
- Azzurro, E., Stancanelli, B., Di Martino, V., Bariche, M., 2017. Range expansion of the common lionfish *Pterois miles* (Bennett, 1828) in the Mediterranean Sea: an unwanted new guest for Italian waters. *BioInvasions Records*, 6 (2), 95-98.
- Azzurro, E., Bolognini, L., Dragičević, B., Drakulović, D., Dulčić, J. et al., 2018a. Detecting the occurrence of indigenous and non-indigenous megafauna through fishermen knowledge: A complementary tool to coastal and port surveys. *Marine Pollution Bulletin*. doi:10.1016/j.marpolbul.2018.01.016.
- Azzurro, E., Zannaki, K., Andaloro, F., Giardina, F., Tiralongo, F., 2018b. First record of *Ophioblennius atlanticus* (Valenciennes, 1836) in Italian waters, with considerations on effective NIS monitoring in Mediterranean Marine Protected Areas. *Bioinvasions Records*, 7 (4), 437-440.
- Balistreri, P., Ghelia, M., 2015. First record of *Rhopilema nomadica* from Italy. In: New Mediterranean Biodiversity Records (October 2015). Crocetta, F., Agius, D., Balistreri, P., Bariche, M., Bayhan, Y.K. et al. *Mediterranean Marine Science*, 16 (3), 682-702.
- Balistreri, P., Spiga, A., Deidun, A., Gueroun, S.K., Yahia, M.N.D., 2017. Further spread of the venomous jellyfish *Rhopilema nomadica* Galil, Spanner & Ferguson, 1990 (Rhizostomeae, Rhizostomatidae) in the western Mediterranean. *BioInvasions Records*, 6 (1), 19-24.
- Bartolini, S., Innocenti, L., Carlesi A., 2010. Conferma di *Fulvia fragilis* (Forskål, 1775) alla spiaggia di Calambrone. *Notiziario S.I.M.*, 28 (1), 21.
- Bavestrello, G., Piraino, S., 1991. On two *Eudendrium* (Cnidaria, Hydrozoa) species from the Mediterranean Sea. *Oebalia*, 17, 197-207.
- Bedulli, D., Bianchi, C.N., Zurlini, G., Morri, C., 1986. Caratterizzazione biocenotica e strutturale del macrobenthos delle coste pugliesi. p.227-255. In: *Indagine ambientale del sistema marino costiero della regione Puglia*. Viel, M., Zurlini, G. (a cura di). *ENEA*, Roma.
- Belluscio, A., Ardizzone, G.D., Conticelli, M., Pellicciari, C., 2004. Prima documentazione fotografica di una femmina ovigera di *Tremoctopus* sp. (Octopoda, Tremoctopodidae) nel Mediterraneo. *Biologia Marina Mediterranea*, 11 (2), 556-559.
- Benedetti Cecchi, L., Cinelli, F., 1989. Note on a *Polysiphonia* sp. (Rhodophyta, Ceramiales) collected at Rosignano Solvay (Western Mediterranean). *Giornale Botanico Italiano*, 123, 49-54.

- Berdar, A., Riccobono, F., 1986. Le meraviglie dello Stretto di Messina. EDAS (Ed.), Messina, 672 pp.
- Berdar, A., Costa, F., D'Orazio, E., Giordano, D., Mento, G. *et al.*, 1996. Insediamento di *Lepas anatifera* Linneo, 1797 e di *Megabalanus tintinnabulum tintinnabulum* (Linn.) 1758 (Crustacea: Cirripedia) nello Stretto di Messina. *Rivista di Parassitologia*, 57, 241-250.
- Bianchi, C.N., Morri, C., 1993. Range extensions of warm-water species in the northern Mediterranean: evidence for climatic fluctuations? *Porcupine Newsletter*, 5 (7), 156-159.
- Bianchi, C.N., Morri, C., 1994. Southern species in the Ligurian Sea (northern Mediterranean): new records and a review. *Bollettino dei Musei e degli Istituti Biologici dell'Università di Genova*, 58-59, 181-197.
- Bianchi, C.N., Caroli, F., Guidetti, P., Morri, C., 2017. Seawater warming at the northern reach for southern species: Gulf of Genoa, NW Mediterranean. *Journal of the Marine Biological Association of the United Kingdom*, 9 (1), 1-12.
- Bini, G., 1983. Immissione antropica di molluschi esotici nel Mediterraneo: I° - Il lago di Caprolace. *Studi per l'Ecologia del Quaternario*, 5, 113-125.
- Biodivalve, 2016. *Final Report. Program Italia – Malta – Cohesion Policy 2007–2013*. Code Project B1.2.8/1.
- Blake, J.A., Giangrande, A., 2011. *Naineris setosa* (Verrill) (Polychaeta, Orbiniidae), an American-subtropical tropical polychaete collected from an aquaculture facility in Brindisi (Adriatic Sea, Italy): A possible alien species. *Italian Journal of Zoology*, 78 (Suppl. 1), 20-26.
- Boero, F., Di Camillo, C., Gravili, C., 2005. Phantom aliens in Mediterranean waters. *Aquatic Invasions. MarBEF Newsletter*, 3, 21-22.
- Boero, F., Putti, M., Trainito, E., Prontera, E., Piraino, S. *et al.*, 2009. First records of *Mnemiopsis leidyi* (Ctenophora) from the Ligurian, Thyrrenian and Ionian Seas (Western Mediterranean) and first record of *Phyllorhiza punctata* (Cnidaria) from the Western Mediterranean. *Aquatic Invasions*, 4 (4), 675-680.
- Bombace, G., 1967. Sul rinvenimento di alcuni esemplari di *Pinctada radiata* (Leach) nelle acque del Canale di Sicilia (Mollusca, Bivalvia). *Natura*, 58 (4), 298-304.
- Brambati, A., Ghirardelli, E., Giaccone, G., Orel, G., Vio, E., 1980. Bionomia del Canale di San Pietro (Sardegna): ricerche sedimentologiche, idrologiche e rilievo aerofotogrammetrico in funzione della tipologia e della distribuzione delle comunità bentoniche. *Nova Thalassia*, 4, 135-171.
- Brancato, A., Reitano, A., 2009. Segnalazione di *Fulvia fragilis* (Forskål, 1775) e *Musculista senhousia* (Benson in Cantor, 1842) nelle acque del porto grande di Siracusa (Sicilia sud-orientale) (Mollusca Bivalvia). *Il Naturalista Siciliano*, 33 (1-2), 207-212.
- Brinckmann-Voss, A., 1987. Seasonal distribution of hydromedusae (Cnidaria, Hydrozoa) from the Gulf of Naples and vicinity, with observations on sexual and asexual reproduction in some species. p. 133-141. In: *Modern trends in the Systematics, Ecology and Evolution of Hydroids and Hydromedusae*. Bouillon, J., Boero, F., Cicogna, F., Cornelius, P.F.S. (Eds). Clarendon Press, Oxford.
- Brunetti, R., Menin, F., 1977. Ascidiens of the Laguna Veneta II Distribution and Ecological Observations. *Italian Journal of Zoology*, 44 (4), 337-352.
- Carlton, J.T., 1996. Biological Invasions and Cryptogenic Species. *Ecology*, 77 (6), 1653-1655.
- Caruso, A., Cosentino, C., 2014. The first colonization of the genus *Amphistegina* and other exotic benthic foraminifera of the Pelagian Islands and south-eastern Sicily (central Mediterranean Sea). *Marine Micropaleontology*, 111, 38-52.
- Castelli, A., Abbiati, M., Badalamenti, F., Bianchi, C.N., Cantone, G. *et al.*, 1995. Annelida Polychaeta, Pogonophora, Echiura, Sipuncula. In: *Checklist della Fauna italiana*. Minelli A., Ruffo S., La Posta S. (Eds). Calderini, Bologna, 19, 1-45.
- Castelli, A., Bianchi, C.N., Cantone, G., Çinar, M.E., Gambi, M.C. *et al.*, 2008. Annelida Polychaeta. p. 323-373. In: *Checklist della Flora e della Fauna dei mari italiani (parte I)*. Relini G. (Ed.). *Biologia Marina Mediterranea*, 15 (Suppl.).
- Castriota, L., Andaloro, F., Costa, F., 2009. Old findings of the Lessepsian immigrants *Platycephalus indicus* (Platycephalidae) and *Saurida undosquamis* (Synodontidae) along the Italian coasts. *Marine Biodiversity Records*, 2, e130.
- Cattaneo-Vietti, R., 1986. On the probable presence of *Chromodoris quadricolor quadricolor* (Mollusca: Nudibranchia) in the Mediterranean sea. *Bollettino Malacologico*, 22, 167-168.
- CBD, 2014. UNEP/CBD/SBSTT A/18/9/Add.1. Pathways of introduction of invasive species, their prioritization and management. Montreal, 26 June 2014.
- Cecere, E., Cormaci, M., Furnari, G., Petrocelli, A., Saracino, O. *et al.*, 1996. Benthic algal flora of Cheradi Islands (Gulf of Taranto, Mediterranean Sea). *Nova Hedwigia*, 62, 191-214.
- Cecere, E., Petrocelli, A., Saracino, O.D., 2000. *Undaria pinnatifida* (Fucophyceae, Laminariales) spread in the central Mediterranean: its occurrence in the Mar Piccolo of Taranto (Ionian Sea, Southern Italy). *Cryptogamie, Algologie*, 21, 305-309.
- Cecere, E., Alabiso, G., Carlucci, R., Petrocelli, A., Verlaque, M., 2016a. Fate of two invasive or potentially invasive alien seaweeds in a central Mediterranean transitional water system: failure and success. *Botanica Marina*, 59, 451-462.
- Cecere, E., Petrocelli, A., Belmonte, M., Portacci, G., Rubino, F., 2016b. Activities and vectors responsible for the biological pollution in the Taranto Seas (Mediterranean Sea, southern Italy): a review. *Environmental Science and Pollution Research*, 23, 12797-12810.
- Cesari, P., 1994. *I molluschi della laguna di Venezia*. Arsenale Editrice, Venezia, 189 pp.
- Cesari, P., Pellizzato, M., 1985. Molluschi pervenuti in Laguna di Venezia per apporti volontari o casuali. Acclimazione di *Saccostrea commercialis* (Iredale and Roughley, 1933) e di *Tapes philippinarum* (Adams and Reeve, 1850). *Bollettino Malacologico*, 21, 237-274.
- Cesari, P., Pellizzato, M., 1990. Biologia di *Tapes philippinarum*. p. 23-46. In: *Tapes philippinarum, Biologia, sperimentazione*. Agostini, D. Alessandra, G. (Eds). Ente Sviluppo Agricolo Veneto, Centro Scientifico Didattico, Trieste.
- Chimenz, C., Brignoli, P.M., Basciano, G., 1980. Pantopodi del porto di Civitavecchia e dintorni (Italia Centrale). *Cahiers de Biologie Marine*, 20, 471-497.

- Cillari, T., Andaloro, F., Castriota, L., 2018. First documented record of *Cassiopea cf. andromeda* (Cnidaria: Scyphozoa) in Italian waters. *Cahiers de Biologie Marine*, 59, 193-195.
- Cinelli, F., Sartoni, G., 1971 (1969). *Acrothamnion* J. Ag. (Rhodophyta, Ceramiales): genere algale nuovo per il mare Mediterraneo. *Pubblicazioni della Stazione Zoologica di Napoli*, 37, 567-574.
- Ciriaco, S., Lipej, L., 2015. First record of *Oplegnathus fasciatus* from Italy and the Adriatic Sea. In: New Mediterranean Biodiversity Records (October 2015). Crocetta, F., Agius, D., Balistreri, P., Bariche, M., Bayhan, Y.K. *et al.*, *Mediterranean Marine Science*, 16 (3), 682-702.
- Cormaci, M., Furnari, G., Giaccone, G., Serio, D., 2004. Alien macrophytes in the Mediterranean Sea: a review. *Recent Research Developments in Environmental Biology*, 1, 153-202.
- Corsini-Foka, M., Deidun, A., Insacco, G., Zava, B., 2017. First occurrence of *Erugosquilla massavensis* (Kossmann, 1880) in Italian waters (Ionian Sea). *BioInvasions Records*, 6 (4), 369-372.
- Cosentino, A., Giacobbe, S., 2006. A case study of mollusc and polychaete soft-bottom assemblages submitted to sedimentary instability in the Mediterranean Sea. *Marine Ecology*, 27 (2), 170-183.
- Costantino, G., Quaranta, L., De Zio, V., Pastorelli, A.M., Rositani, L. *et al.*, 2002. Sulla recente presenza di *Caulerpa racemosa* (Forsskål) J. Agardh sui fondi costieri dell'Adriatico sud-occidentale. *Biologia Marina Mediterranea*, 9, 613-615.
- Crema, R., Castelli, A., Bonvicini-Pagliai, A.M., Zunarelli, R., 1993. Natural and anthropogenic eutrophy of the northern Adriatic Sea. Its reflects on coastal biocenoses. *Studia i materialy oceanologiczne*, 64 (Mar. Pollut. 3), 317-329.
- Crocetta, F., 2005. Prime segnalazioni di *Fulvia fragilis* (Forskål in Niebuhr, 1775) (Mollusca: Bivalvia: Cardiidae) per i mari italiani. *Bollettino Malacologico*, 41 (5-8), 23-24.
- Crocetta, F., 2012. Marine alien Mollusca in Italy: a critical review and state of the knowledge. *Journal of the Marine Biological Association of the United Kingdom*, 92(6), 1357-1365.
- Crocetta, F., Renda, W., Vazzana, A., 2009a. Alien Mollusca along the Calabrian shores of the Messina Strait area and a review of their distribution in the Italian Seas. *Bollettino Malacologico*, 45, 15-30.
- Crocetta, F., Renda, W., Colamonaco, G., 2009b. New distributional and ecological data of some marine alien molluscs along the southern Italian coasts. *Marine Biodiversity Records*, 2, e23.
- Crocetta, F., Macali, A., Furfaro, G., Cooke, S., Villani, G. *et al.*, 2013. Alien molluscan species established along the Italian shores: an update, with discussions on some Mediterranean "alien species" categories. *ZooKeys*, 277, 91-108.
- Crocetta, F., Pitacco, V., Lipej, L., 2017. *Brachidontes pharaonis* in the Adriatic Sea—a distributional review with the first record from Slovenia. In: New Mediterranean Biodiversity Records (March 2017), Lipej, L., Acevedo, I., Akel, E.H.K., Anastasopoulou, A., Angelidis, A. *et al.*, *Mediterranean Marine Science*, 18 (1), 179-201.
- Cruscanti, M., Innocenti, G., Bremer, J.A., Galil, B.S., 2015. First report of the brown shrimp *Penaeus aztecus* Ives, 1891 (Crustacea, Decapoda, Penaeidae) in the Tyrrhenian Sea. *Marine Biodiversity Records*, 8 (e81), 1-4.
- Curiel, D., Marzocchi, M., Bellemo, G., 1996. First report of fertile *Antithamnion pectinatum* (Ceramiales, Rhodophyceae) in the North Adriatic Sea (Lagoon of Venice, Italy). *Botanica Marina*, 39, 19-22.
- De Olazabal, A., Tirelli, V., 2011. First record of the egg-carrying calanoid copepod *Pseudodiaptomus marinus* in the Adriatic Sea. *Marine Biodiversity Records*, 4, e85.
- De Olazabal, A., Comici, C., Fonda Umani, S., 2006. Prima osservazione di *Paracartia grani* Sars, 1904 (Copepoda: Calanoida) nel Golfo di Trieste. *Biologia marina del Mediterraneo*, 13(1), 964-967.
- Deidun, A., Piraino, S., 2017. First record of an adult-sized red emperor snapper, *Lutjanus sebae* (Cuvier, 1816), in the Mediterranean Sea. In: New Mediterranean biodiversity records (July 2017). Gerovasileiou, V., Akel, E.H.Kh., Akyol, O., Alongi, G., Azevedo, F. *et al.*, *Mediterranean Marine Science*, 18 (2), 355-384.
- Deidun, A., Sciberras, J., Sciberras, A., Gauci, A., Balistreri, P. *et al.*, 2017. The first record of the white-spotted Australian jellyfish *Phyllorhiza punctata* von Lendenfeld, 1884 from Maltese waters (western Mediterranean) and from the Ionian coast of Italy. *BioInvasions Records*, 6 (2), 119-124.
- Deidun, A., Zava, B., Insacco, G., Corsini-Foka, M., 2018. First record of the Por's goatfish *Upeneus pori* (Actinopterygii: Perciformes: Mullidae) from Italian waters (western Ionian Sea). *Acta Ichthyologica et Piscatoria*, 48 (1), 93-97.
- De Longis, P., 1987. *Studi e ricerche sulle conchiglie del mare ligure e dintorni della sottoprovincia mediterranea*. Casa editrice Genova, 132 pp.
- Del Pasqua, M., Schulze, A., Tovar-Hernández, M.A., Keppel, E., Lezzi, M. *et al.*, 2018. Clarifying the taxonomic status of the alien species *Branchiomma bairdi* and *Branchiomma bohollense* (Annelida: Sabellidae) using molecular and morphological evidence. *PLoS one*, 13 (5), e0197104.
- Delle Chiaje, S., 1822. *Memorie sulla storia e notomia degli animali senza vertebre del regno di Napoli*. Società Tipografica, Napoli, 109 pls.
- Delos, A.-L., Giangrande, A., 2011. *Hesionura serrata* along the Apulian Coast (Ionian Sea). In: New Mediterranean Biodiversity Records (December 2011). Eleftheriou, A., Anagnostopoulou-Visilia, E., Anastasopoulou, E., Ateş, S.A., Bachari, N.El.I. *et al.*, *Mediterranean Marine Science*, 12 (2), 491-508.
- Diciotti, R., Culurgioni, J., Serra, S., Trentadue, M., Chessa, G. *et al.*, 2016. First detection of *Mnemiopsis leidyi* (Ctenophora, Bolinopsidae) in Sardinia (S'Ena Arrubia Lagoon, Western Mediterranean): a threat for local fishery and species recruitment. *Mediterranean Marine Science*, 17 (3), 714-719.
- Di Geronimo, I., 1971. Prima segnalazione sulle coste italiane di *Brachidontes variabilis* Krauss. *Bollettino della Accademia Gioenia di Scienze Naturali in Catania*, (4) 10 (10), 847-852.
- Di Geronimo, I., 1990. Biogeografia dello zoobenthos del Mediterraneo: origine e problematiche. *Oebalia*, 16 (1), 31-49.
- Di Natale, A., 1982. Extra-Mediterranean species of mollusca along the southern Italian coast. *Malacologia*, 22, 571-580.
- Dulčić, J., Scordella, G., Guidetti, P., 2008. On the record of

- the Lessepsian migrant *Fistularia commersonii* (Rüppell, 1835) from the Adriatic Sea. *Journal of Applied Ichthyology*, 24, 101-102.
- EEA, 2015. EEA/NSV/10/002-ETRC/ICM. Delineation of the MSFD Article 4 marine regions and subregions. 14/07/2015.
- EU, 2017. COMMISSION DECISION (EU) 2017/848 of 17 May 2017 laying down criteria and methodological standards on good environmental status of marine waters and specifications and standardised methods for monitoring and assessment, and repealing Decision 2010/477/EU *Official Journal of the European Union*, L125, 43-74.
- Faccia, I., Alyakrinsky, A., Bianchi, C.N., 2009. The crab that came in from the cold: first record of *Paralithoides camtschaticus* (Tilesius, 1815) in the Mediterranean Sea. *Aquatic Invasions*, 4, 715-718.
- Falautano, M., Castriota, L., Andaloro, F., 2006. First record of *Etrumeus teres* (Clupeidae) in the central Mediterranean Sea. *Cybium*, 30 (3), 287-288.
- Falautano, M., Castriota, L., Battaglia, P., Romeo, T., Andaloro, F., 2014. First record of the Lessepsian species *Hemiramphus far* (Hemiramphidae) in Italian waters. *Cybium*, 38 (3), 235-237.
- Farabegoli, A.I., Ferrari, I., Manzoni, C., Pugnetti, A., 1989. Prima segnalazione nel Mare Adriatico del copepode calanoide *Acartia tonsa*. *Nova Thalassia*, 10, 207-208.
- Ferrario, J., Marchini, A., Caronni, S., Occhipinti-Ambrogi, A., 2017. Role of commercial harbours and recreational marinas for the spread of fouling non-indigenous species. *Biofouling*, 33, 651-660.
- Froglià, C., Marchini A., 2014. Considerazioni sulla diffusione di Crostacei Decapodi alieni nei mari italiani. *Biologia Marina Mediterranea*, 21 (1), 34-36.
- Furnari, G., 1974. Segnalazione di *Codium fragile* (Suringar) Hariot nel Lago di Faro (Messina). *Memorie di Biologia Marina e di Oceanografia, University of Messina*, 4, 193-198.
- Galil, B.S., Gevili, R., 2014. *Zoobotryon verticillatum* (Bryozoa: Ctenostomatida: Vesiculariidae), a new occurrence on the Mediterranean coast of Israel. *Marine Biodiversity Records*, 7, e17.
- Gambi, M.C., Terlizzi, A., 1998. Record of large population of *Caulerpa racemosa* (Forsskål) J. Agardh (Chlorophyceae) in the gulf of Salerno (Southern Tyrrhenian Sea, Italy). *Biologia Marina Mediterranea*, 5, 553-556.
- Gambi, M.C., Lorenti, M., Patti, F.P., Zupo, V., 2016. An annotated list of alien marine species of the Ischia Island (Gulf of Naples). *Notiziario della Società Italiana di Biologia Marina*, 70, 64-68.
- Garavelli, C.L., Melone, N., 1967. Ritrovamenti malacologici nel Mediterraneo. (IIa parte). *Conchiglie*, 3 (11-12), 184-192.
- Ghisotti, F., 1966. Il *Callinectes sapidus* Rathbun nel Mediterraneo (Crustacea, Decapoda). *Natura*, Milano, 57 (3), 177-180.
- Giordani Soika, A., 1951. Il *Neptunus pelagicus* (L.) nell' alto Adriatico. *Natura*, Milano, 42, 18-20.
- Graeffe, E., 1900. Uebersicht der Fauna des Golfes von Triest nebst Notizen über Vorkommen, Lebensweise, Erscheinungs- und Laichzeit der einzelnen Arten. V. Crustacea. *Arbeiten aus den Zoologischen Institute der Universität Wien und der Zoologischen Station in Triest*, 13 (1), 33-80.
- Gravili, C., 2017. Alien jellyfish in expansion: The contribution of taxonomy to ecology. Chapter 2. p. 27-49. In: *Jellyfish. Ecology, Distribution Patterns and Human Interactions*. Mariottini, G.L. (Ed.). Nova Publishers, New York.
- Gravili, C., D' Ambrosio, P., Di Camillo, C., Renna, G., Bouillon, J. *et al.*, 2008. *Clytia hummelincki* (Hydroidomedusae: Leptomedusae) in the Mediterranean Sea. *Journal of the Marine Biological Association of the United Kingdom*, 88 (8), 1547-1553.
- Gravili, C., Belmonte, G., Cecere, E., Denitto, F., Giangrande, A. *et al.*, 2010. Nonindigenous species along the Apulian coast, Italy. *Chemistry and Ecology*, 26 (Suppl. 1), 121-142.
- Gravili, C., De Vito, D., Di Camillo, C.G., Martell, L., Piraino, S. *et al.*, 2015. The non-Siphonophoran Hydrozoa (Cnidaria) of Salento, Italy with notes on their life-cycles: an illustrated guide. *Zootaxa*, 3908 (1), 1-187.
- Guardiola, M., Froster, J., Ageli, G., Uriz, M.J., 2010. Temporal variation in connectivity and genetic structure among populations of a foreign calcareous sponge in the western Mediterranean: approaching the invasive capacity of the species. p. 152. In: *Abstracts XVI Simposio Ibérico de Estudios de Biología Marina*, Alicante, España, 6-10 Septiembre 2010.
- Guidetti, P., Giardina, F., Azzurro, E., 2010. A new record of *Cephalopholis taeniops* in the Mediterranean Sea, with considerations on the Sicily channel as a biogeographical crossroad of exotic fish. *Marine Biodiversity Records*, 3, e13.
- Guidetti, P., Magnali, L., Navone, A., 2016. First record of the acanthurid fish *Zebrasoma xanthurum* (Blyth, 1852) in the Mediterranean Sea, with some considerations on the risk associated with aquarium trade. *Mediterranean Marine Science*, 17 (1), 147-151.
- Harrower, C.A., Scalera, R., Pagad, S. Schonrogge, K., Roy, H.E., 2018. *Guidance for interpretation of CBD categories on introduction pathways*. European Commission, (CEH Project no. C06225) 100 pp.
- Hyams-Kaphzan, O., Almogi-Labin, A., Sivan, D., Benjamins, C., Ramon, M., 2008. Benthic foraminifera assemblage change along the southeastern Mediterranean inner shelf due to fall-off of Nile-derived siliciclastics. *Neues Jahrbuch für Geologie und Paläontologie*, 248 (3), 315-344.
- Insacco, G., Zava, B., 2017. *Chlorurus rhakoura* Randall & Anderson, 1997 (Perciformes, Scaridae), an Indo-Pacific fish new for the Mediterranean Sea. *Mediterranean Marine Science*, 18 (2), 285-291.
- Insacco, G., Zava, B., Corsini-Foka, M., 2017. *Trachysalambria palaestinensis* (Steinitz, 1932) (Decapoda, Penaeidae), a new alien prawn for the Italian water. *Cahiers de Biologie Marine*, 58, 497-500.
- Joseph, H., 1919. Über einen mutmaßlichen Primitivzustand eines Schweresinnesorganes. *Verhandlungen der Zoologisch-Botanischen Gesellschaft in Wien*, 69 (1-2), 27-34.
- Katsanevakis, S., Deriu, I., D'Amico, F., Nunes, A.L., Pelaez Sanchez, S. *et al.*, 2015. European Alien Species Information Network (EASIN): supporting European policies and scientific research. *Management of Biological Invasions*, 6, 147-157.
- Kawai, H., Kogishi, K., Hanyuda, T., Arai, S., Gurgel, C.F. *et al.*, 2016. Phylogeographic analysis of the brown alga *Cut-*

- leria multifida* (Tilopteridales, Phaeophyceae) suggests a complicated introduction history. *Phycological Research*, 64, 3-10.
- Knight-Jones, P., Knight-Jones, W., Ergen, Z., 1991. Sabeliform polychaetes, mostly from Turkey's Aegean coast. *Journal of Natural History*, 25, 837-858.
- Koukousioura, O., Dimiza, M.D., Triantaphyllou, M.V., 2010. Alien foraminifers from Greek coastal areas (Aegean Sea, eastern Mediterranean). *Mediterranean Marine Science*, 11 (1), 155-172.
- Krapp, F., Sconfiotti, R., 1983. *Ammonothea hilgendorfi* (Böhm, 1879), an adventitious Pycnogonid new for the Mediterranean Sea. *Marine Ecology*, 4 (2), 123-132.
- Krapp, T., Lang, C., Libertini, A., Melzer, R.R., 2006. *Caprella scaura* Templeton, 1836 sensu lato (Amphipoda: Caprellidae) in the Mediterranean. *Organisms Diversity & Evolution*, 6, 77-81.
- Krapp-Schickel, G., 1993. Do algal-dwelling amphipods react to the 'critical zones' of a coastal slope? *Journal of Natural History*, 27, 883-900.
- Langeneck, J., Barbieri, M., Maltagliati, F., Castelli, A., 2015a. The low basin of the Arno River (Tuscany, Italy) as alien species hotspot: first data about *Rhithropanopeus harrisi* (Crustacea, Panopeidae). *Transitional Waters Bulletin*, 9 (1), 1-10.
- Langeneck, J., Boyer, M., De Cecco, P.G., Luciani, C., Marcelli, M. et al., 2015b. First record of *Acanthurus chirurgus* (Perciformes: Acanthuridae) in the Mediterranean Sea, with some distributional notes on Mediterranean Acanthuridae. *Mediterranean Marine Science*, 16 (2), 427-431.
- Langeneck, J., Marcelli, M., Bariche, M., Azzurro, E., 2017. Social networks allow early detection of non-indigenous species: first record of the red drum *Sciaenops ocellatus* (Actinopterygii: Perciformes: Sciaenidae) in Italian waters. *Acta Adriatica: international journal of marine sciences*, 58 (2), 365-370.
- Langer, M.R., 2008. Foraminifera from the Mediterranean and the Red Sea. In: Por, F.D. (Ed.): *Aqaba-Eilat, the Improbable Gulf. Environment, Biodiversity and Preservation*. Magnes Press, Jerusalem: 396-416.
- Langer, M.R., Hottinger, L., 2000. Biogeography of selected larger foraminifera. In: Lee, J. J. (Ed.). *Biology of Foraminifera*. 46, Suppl. 1, 105-126.
- Langer, M.R., Mouanga, G.H., 2016. Invasion of amphisteginid foraminifera in the Adriatic Sea. *Biological Invasions*, 18 (5), 1335-1349.
- Langer, M.L., Weinmann, A.E., Lötters, S., Rödder, D., 2012. "Strangers" in paradise: Modeling the biogeographic range expansion of the foraminifera *Amphistegina* in the Mediterranean Sea. *Journal of Foraminiferal Research*, 42 (3), 234-244.
- Langer, M.R., Weinmann, A.E., Lötters, S., Bernhard, J.M., Rödder, D., 2013. Climate-Driven Range Extension of *Amphistegina* (Protista, Foraminiferida): Models of Current and Predicted Future Ranges. PLOS ONE DOI: <http://dx.plos.org/10.1371/journal.pone.0054443>
- Lezzi, M., Del Pasqua, M., Pierri, C., Giangrande, A., 2018. Seasonal non-indigenous species succession in a marine macrofouling invertebrate community. *Biological Invasions*, 20, 937-961.
- Licciano, M., Giangrande, A., Gambi, M.C., 2002. Reproduction and simultaneous hermaphroditism in *Branchiomma luctuosum* (Polychaeta, Sabellidae) from the Mediterranean Sea. *Invertebrate Biology*, 121 (1), 55-65.
- Lodola, A., Dos Santos, T.R., Paganelli, D., Marchini, A., Savini, D. et al., 2012. Native and alien peracarids in Italian harbours (La Spezia, Olbia and Lampedusa) and neighbouring Marine Protected Areas (Cinque Terre, Tavolara Punta Coda Cavallo and Linosa island). In: *73rd Congresso Nazionale dell'Unione Zoologica Italiana (UZI), Firenze, Book of Abstracts*. Baistrocchi, E., Zaccaroni, M. (Eds). Firenze University Press, Florence, 154.
- Longo, C., Mastrototaro, F., Corriero, G., 2007. Occurrence of *Paraleucilla magna* (Porifera: Calcarea) in the Mediterranean Sea. *Journal of the Marine Biological Association of the United Kingdom*, 87, 1749-1755.
- Lorenti, M., Dappiano, M., Gambi, M.C., 2009. Occurrence and ecology of *Mesanthura* (Crustacea: Isopoda: Anthuridea) in two Italian harbours. *Marine Biodiversity Records*, 2, e48.
- Lorenti, M., Keppel, E., Petrocelli, A., Sigovini, M., Tagliapietra, D., 2016. The non-indigenous *Paranthura japonica* Richardson, 1909 (Isopoda: Anthuroidea: Paranthuridae) from the Mar Piccolo lagoon, Taranto (Italy, Mediterranean Sea). *Environmental Science and Pollution Research*, 23, 12791-12796.
- Malaquias, M.A.E., Zamora-Silva, A., Vitale, D., Spinelli, A., De Matteo, S. et al., 2016. The Mediterranean Sea as a gateway for invasion of the Red Sea: the case of the Indo-West Pacific head-shield slug *Chelidonura fulvipunctata* Baba, 1938. *Aquatic Invasions*, 11 (3), 247-255.
- Malej, A., Tirelli, V., Lučić, D., Paliaga, P., Vodopivec, M. et al., 2017. *Mnemiopsis leidyi* in the northern Adriatic: here to stay? *Journal of Sea Research*, 124, 10-16.
- Mannino, A., Balistreri, P., Iacofano, D., Galil, B., Lo Brutto, S., 2015. An additional record of *Kyphosus vaigiensis* (Quoy & Gaimard, 1825) (Osteichthyes, Kyphosidae) from Sicily clarifies the confused situation of the Mediterranean kyphosids. *Zootaxa*, 3963 (1), 45-54.
- Mannino, A.M., Parasporo, M., Crocetta, F., Balistreri, P., 2017. An updated overview of the marine alien and cryptogenic species from the Egadi Islands Marine Protected Area (Italy). *Marine Biodiversity*, 47, 469-480.
- Marchini, A., Ferrario, J., Occhipinti-Ambrogi, A., 2013. Recent additions to the alien marine biota along Italian coasts. *Rapport de la Commission Internationale pour l'Exploration Scientifique de la Mer Méditerranée*, 40, 887.
- Marchini, A., Ferrario, J., Sfriso, A., Occhipinti-Ambrogi, A., 2015. Current status and trends of biological invasions in the Lagoon of Venice, a hotspot of marine NIS introductions in the Mediterranean Sea. *Biological Invasions*, 17 (10), 2943-2962.
- Marini, M., Russo, A., Paschini, E., Grilli, F., Campanelli, A., 2006. Short-term physical and chemical variations in the bottom water of middle Adriatic depressions. *Climate Research*, 31 (2-3), 227-237.
- Mastrototaro, F., Brunetti, R., 2006. The non-indigenous ascidian *Distaplia bermudensis* in the Mediterranean: comparison with the native species *Distaplia magnilarva* and *Distaplia lucillae* sp. nov. *Journal of the Marine Biological Association of the United Kingdom*, 86, 181-185.

- Mastrototaro, F., Matarrese, A., D'Onghia, G., 2003. Occurrence of *Musculista senhousia* (Mollusca: Bivalvia) in the Taranto seas (eastern-central Mediterranean Sea). *Journal of Marine Biology Association of the United Kingdom*, 83, 1279-1280.
- Mastrototaro, F., Carlucci, R., Capezzuto, F., Sion, L., 2007. First record of dwarf flathead *Elates ransonnetii* (Platycephalidae) in the Mediterranean Sea (North-western Ionian Sea). *Cybium*, 31 (3), 393-394.
- Mateu-Vicens, G., Holzmann, M., Nadal, M.V., Khokhlova, A., Ferriol, P. *et al.*, 2018. First occurrence of the large benthic foraminifer *Parasorites* sp. in the Mediterranean. FORAMS 2018, Program with Abstracts, Edinburgh 17-22 June.
- Mazzarelli, G., 1923. Un tentativo di acclimatazione di un'ostrea perliera (*Meleagrina radiata* Desh.) nel lago Fusaro. *Estratto degli Atti del R. Istituto d'incoraggiamento di Napoli*, Serie 6, 75 (1).
- Mazzocchi, M.G., Di Capua, I., 2010. Copepodi planctonici/planktonic copepods: Calanoida, Cyclopoida, Harpacticoida, Mormonilloida, Siphonostomatoida. *Biologia Marina Mediterranea*, 17 (Suppl. 1), 420-431.
- Monniot, C., Monniot, F., 1987. Discussion sur la valeur de deux genres d'ascidies à propos d'espèces nouvelles en Méditerranée. *Annales de l'Institut océanographique*, Paris, 63 (2), 119-130.
- Monterosato, T.A., 1917. Molluschi viventi e quaternari raccolti lungo le coste della Tripolitania dall'ing. Camillo Crema. *Bollettino Zoologico Italiano*, serie 3, 4, 1-28.
- Moscatello, S., Belmonte, G., 2007. The plankton of a shallow submarine cave ('Grotta di Ciolo', Salento Peninsula, SE Italy). *Marine Ecology*, 28 (Suppl. 1), 47-59.
- Mouanga, G.H., Langer, M.R., 2014. At the front of expanding ranges: Shifting community structures at amphisteginid species range margins in the Mediterranean Sea. *Neues Jahrbuch für Geologie und Paläontologie, Abhandlungen*, 271 (2), 141-150.
- Munari, C., Mistri, M., 2008. Biodiversity of soft-sediment benthic communities from Italian transitional waters. *Journal of Biogeography*, 35, 1622-1637.
- Munari, C., Bocchi, N., Parrella, P., Granata, T., Moruzzi, L. *et al.*, 2017. The occurrence of two morphologically similar *Chaetozone* (Annelida: Polychaeta: Cirratulidae) species from the Italian seas: *Chaetozone corona* Berkeley & Berkeley, 1941 and *C. carpenteri* McIntosh, 1911. *The European Zoological Journal*, 84 (1), 541-553.
- Mura, G., Kappas, I., Baxevanis, A.D., Moscatello, S., D'Amico, Q. *et al.*, 2006. Morphological and Molecular Data Reveal the Presence of the Invasive *Artemia franciscana* in Margherita di Savoia Salterns (Italy). *International Review of hydrobiology*, 91 (6), 539-554.
- Murina, G.-V., 1977. Marine worms of the Arctic and boreal waters of Europe. *Works on the fauna of USSR*. Akademii Nauk USSR, Leningrad, 283 pp.
- Occhipinti-Ambrogi, A., 2000. Biotic invasions in a Mediterranean lagoon. *Biological Invasions*, 2 (2), 165-176.
- Occhipinti-Ambrogi, A., Savini, D., 2003. Biological invasions as a component of global change in stressed marine ecosystems. *Marine Pollution Bulletin*, 46, 542-551.
- Occhipinti-Ambrogi, A., Marchini, A., Cantone, G., Castelli, A., Chimenz, C. *et al.*, 2011. Alien species along the Italian coasts: an overview. *Biological Invasions*, 13, 215-237.
- Ojaveer H., Galil B.S., Campbell M.L., Carlton J.T., Canning-Clode J. *et al.*, 2015. Classification of non-indigenous species based on their impacts: considerations for application in marine management. *PLoS Biology*, 13, e1002130.
- Olivi, G., 1792. *Zoologia Adriatica, ossia catalogo ragionato degli animali del golfo e delle lagune di Venezia*. Bassano, Venezia, 334 pp.
- Orsi Relini, L., 2002. The occurrence of the South American fish *Pinguipes brasilianus* (Pinguipedidae) in the Mediterranean. *Cybium*, 26 (2), 147-149.
- Paccagnella, W., 1967. Conchiglie del Mar di Sicilia. *Conchiglie*, 3, 169-183.
- Pais, A., Merella, P., Follesa, M.C., Garippa, G., 2007. Westward range expansion of the Lessepsian migrant *Fistularia commersonii* (Fistulariidae) in the Mediterranean Sea, with notes on its parasites. *Journal of Fish Biology*, 70(1), 269-277.
- Parentan, P., 1970. *Carta d'identità delle conchiglie del Mediterraneo, Vol. I, Gasteropodi*. Bios Taras (Ed.), Taranto, 283 pp.
- Pastore, M., 1976. Decapoda Crustacea in the Gulf of Taranto and the Gulf of Catania with a discussion of a new species of Dromidae (Decapoda Brachyura) in the Mediterranean Sea. *Thalassia Jugoslavica*, 8 (1)[1972], 105-117, 1pl.
- Pastore, M., 1995. The genus *Calappa* in the Ionian Sea. *Oebalia*, 21, 187-196.
- Perrone, A., 1995. Una specie di nudibranchi del genere *Cuthona* Alder & Hancock 1855 nuova per il Mediterraneo: *Cuthona perca* Marcus, 1958 (Opisthobranchia: Nudibranchia). *Bollettino Malacologico*, 31 (1-4), 28-36.
- Petrocelli, A., Cecere, E., Verlaque, M., 2013. Alien marine macrophytes in transitional water systems: new entries and reappearances in a Mediterranean coastal basin. *BioInvasions Records*, 2 (3), 177-184.
- Piazzi, L., Balestri, E., Cinelli, F., 1994. Presence of *Caulerpa racemosa* in the North-Western Mediterranean. *Cryptogamie, Algologie*, 15, 183-189.
- Pipitone, C., Badalamenti, F., Sparrow, A., 2001. Contribution to the knowledge of *Percnon gibbesi* (Decapoda, Grapsidae), an exotic species spreading rapidly in Sicilian waters. *Crustaceana*, 74 (10), 1009-1017.
- Poli, J.X., 1791. *Testacea utriusque Siciliae eorumque historia et anatome tabulis aeneis illustrata*. Tomus primus. Parmae.
- Relini, G., 1968. Segnalazione di due Cirripedi nuovi per l'Adriatico. *Bollettino della Società Adriatica di Scienze*, Trieste, 56 (2), 218-225.
- Relini, G., 1969. La distribuzione dei Cirripedi Toracici nei mari italiani. *Archivio Botanico e Biogeografico Italiano*, 14 (4), 168-186.
- Relini, G., Montanari, M., 1973. Introduzione di specie marine attraverso le navi. p. 263-280. In: *Atti del III Simposio Nazionale sulla Conservazione della Natura*, Bari.
- Relini, G., Bertrand, J., Zamboni, A., 1999. SYNDEM Synthesis of the knowledge on Bottom Fishery Resources in Central Mediterranean (Italy and Corsica). *Biologia Marina Mediterranea*, 6 (Suppl.), 1-869.
- Ricordi, P., 1993. Segnalazione di *Pinctada radiata* (Leach, 1814) per il Tirreno meridionale. *Notiziario S.I.M.*, 11, 41-42.

- Riedl, R., 1966. *Biologie der Meereshöhlen*. Parey P., Hamburg, 636 pp.
- Riera, F., Grau, A.M., Pastor, E., Pou, S., 1995. Faunistic and demographical observations in balearic ichthyofauna. Meridionalization or subtropicalization phenomena. *Act Coll Sci OKEANOS 95: La Méditerranée: variabilités climatiques, environnement et biodiversité*, pp. 213–220. Montpellier 6-7 April 1995.
- Rinaldi, A., 2012. *Atlante della fauna e flora marina dell'Adriatico nord-occidentale*. La Mandragora (Ed.), Imola, 639 pp.
- Rinaldi, A., 2017. *Atlante della fauna e flora marina dell'Adriatico nord-occidentale*. La Mandragora (Ed.), Imola, 718 pp.
- Rossi, L., 1961. Idroidi viventi sulle scogliere del promontorio di Portofino (Golfo di Genova). *Annali del Museo civico di storia naturale di Genova*, 72, 69-85.
- Rullier, F., 1955. Quelques stations nouvelles de *Mercierella enigmatica* Fauvel sur le littoral méditerranéen, aux environs de Marseille et sur la côte italienne. *Vie Milieu*, 6, 74-82.
- Scorrano, S., Aglieri, G., Boero, F., Dawson, M.N., Piraino, S., 2017. Unmasking *Aurelia* species in the Mediterranean Sea: an integrative morphometric and molecular approach. *Zoological Journal of the Linnean Society*, 180 (2), 243-267.
- Scuderi, D., Terlizzi, A., 2012. *Manuale di malacologia dell'Alto Jonio*. Edizioni Grifo, 188 pp.
- Scuderi, D., Eernisse, D.J., 2016. A new alien limpet for the Mediterranean: *Lottia* sp. (Patellogastropoda Lottiidae). *Biodiversity Journal*, 7 (2), 287-293.
- Servello, G., Crocetta, F., 2016. First record of living specimens of *Anadara transversa* in the Gulf of Naples (Italy). In: *New Mediterranean Biodiversity Records* (July 2016). Dailianis, T., Akyol, O., Babali, N., Bariche, M., Crocetta, F. et al., *Mediterranean Marine Science*, 17 (2), 608-626.
- Simonini, R., Massamba-N'Siala, G., Grandi, V., Prevedelli, D., 2009. Distribution of the genus *Ophryotrocha* (Polychaeta) in Italy: new records and comments on the biogeography of Mediterranean species. *Vie et milieu*, 59 (1), 79-88.
- Somaschini, A., 1988. Policheti della biocenosi ad alghe fotofile (facies a *Corallina elongata*) nel Lazio settentrionale. *Atti della Società Toscana di Scienze Naturali, Memorie Serie B*, 95, 83-94.
- Sperone, E., Giglio, G., Abate, M., Giglio, S., Madeo, E. et al., 2015. Contribution to the knowledge of the animal xenodiversity along Calabrian coasts (southern Italy, central Mediterranean). *Acta Adriatica*, 56 (2), 245-257.
- Stasolla, G., Riolo, F., Macali, A., Pierri, C., Crocetta, F., 2014. Further spreading in the Italian seas of already established non-indigenous mollusc species. *Marine Biodiversity Records*, 7, e120.
- Stiasny, G., 1908. Beobachtungen über die marine Fauna des Triester Golfes im Jahre 1907. *Zoologischer Anzeiger*, 32, 748-752.
- Streftaris, N., Zenetos, A., 2006. Alien marine species in the Mediterranean—the 100 'worst invasives' and their impact. *Mediterranean Marine Science*, 7 (1), 87-118.
- Tagliapietra, D., Keppel, E., Sigovini, M., Lambert, G., 2012. First record of the colonial ascidian *Didemnum vexillum* Kott, 2002 in the Mediterranean: Lagoon of Venice (Italy). *BioInvasions Records*, 1 (4), 247-254.
- Tardent, P., 1959. Capture d'un *Abudefduf saxatilis vaigiensis* Q. und G. (Pisces, Pomacentridae) dans le Golfe de Naples. *Revue Suisse de Zoologie*, 66, 347-351.
- Tiralongo, F., 2016. First Italian record of *Charybdis (Charybdis) feriata* (Linnaeus, 1758). In: *New Mediterranean Biodiversity Records* (March 2016), Karachle, P.K., Angelidis, A., Apostolopoulos, G., Ayas, D., Ballesteros, M. et al., *Mediterranean Marine Science*, 17 (1), 230-252.
- Tiralongo, F., Lipari, R., Mancini, E., 2018. A new exotic fish for the Mediterranean Sea: *Chaetodon auriga* Forsskål, 1775 (Perciformes: Chaetodontidae). *Mediterranean Marine Science*, 19 (3), 491-493.
- Torchio, M., 1967. Il *Callinectes sapidus* Rathbun nelle acque siciliane (Crustacea, Decapoda). *Natura*, 58, 81.
- Torchio, M., 1969. Minacce per l'ittiofauna mediterranea: le forme esotiche. *Atti della Società Italiana di scienze naturali*, 109 (1), 91-96.
- Tortonese, E., 1965. La comparsa di *Callinectes sapidus* Rath. (Decapoda, Brachyura) nel Mar Ligure. *Doriana, supplemento agli Annali del Museo civico di storia naturale di Genova*, 4 (165), 1-3.
- Trainito, E., 2004. *Atlante di flora e fauna del Mediterraneo*. Il Castello (Eds), 336 pp.
- Trainito, E., Baldacconi, R., 2014. *Atlante di flora e fauna del Mediterraneo*. Il Castello (Eds), 432 pp.
- Trono, D., 2006. Nuovi dati sulla malacofauna del Salento (Puglia meridionale). *Bollettino Malacologico*, 42 (5-8), 58-84.
- Tsiamis, K., Zenetos, A., Gervasini, E., Cardoso, A.C., 2018. Assessing the origin of the European marine alien species. *Aquatic Invasions* 13 (2), 187-198.
- Turano, F., Neto, G., 2001. *Sott'acqua in Mediterraneo. Flora e fauna degli ambienti sommersi*. SSI Italia (Ed.), 258 pp.
- Turolla, E., 1999. Nuovi ospiti per la sacca di Goro. *Laguna*, 4, 32-35.
- Turolla, E., 2006. Considerazioni sul ritrovamento di esemplari adulti di *Mercenaria mercenaria* (Linnaeus, 1758) in due lagune del Delta del Po. *Bollettino Malacologico*, 42, 1-4.
- Turolla, E., 2007. *Atlante dai Bivalvi dei mercati italiani*. Grafiche Adriatica, 95 pp.
- Turolla, E., 2008. *L'allevamento della vongola verace nel Delta del Po*. Grafiche Adriatica, Taglio di Po, 111 pp.
- Ulman, A., 2016. Alien Ascidian Taxonomy and Identification Training. *Cost Action Alien Challenge, Universidad de Alicante, 05-20 November 2016*.
- Ulman, A., Ferrario, J., Occhpinti-Ambrogi, A., Arvanitidis, C., Bandi, A. et al., 2017. A massive update of non-indigenous species records in Mediterranean marinas. *Peer J*, 5, e3954.
- Vacchi, M., Chiantore, M.C., 2000. *Abudefduf vaigiensis* (Quoy & Gaimard, 1825): a tropical damselfish in Mediterranean Sea. *Biologia Marina Mediterranea*, 7 (1), 841-843.
- Vacchi, M., Psomadakis, P.N., Repetto, N., Würtz, M., 2010. First record of the dog snapper *Lutjanus jocu* in the Mediterranean Sea. *Journal of Fish Biology*, 76 (3), 723-728.
- Vidjak, O., Bojanić, N., de Olazabal, A., Benzi, M., Brautović, I. et al., 2018. Zooplankton in Adriatic port environments: Indigenous communities and non-indigenous species. *Marine Pollution Bulletin*. doi:10.1016/j.marpolbul.2018.06.055
- Vitousek, P.M., D'Antonio, C.M., Loope, L.L., Westbrooks, R., 1996. Biological invasions as global environmental change.

- American Scientist*, 84, 468-478.
- Weinmann, A.E., Rödder, D., Lötters, S., Langer, M.R., 2013a. Heading for New Shores: Projecting Marine Distribution Ranges of Selected Larger Foraminifera. *PLoS ONE*, 8 (4), e62182.
- Weinmann, A.E., Rödder, D., Lötters, S., Langer, M.R., 2013b. Traveling through time: the past, present and future biogeographic range of the invasive foraminifera *Amphistegina* spp. in the Mediterranean Sea. *Marine Micropaleontology*, 42, 234-244.
- Zaniolo, G., Manni, L., Burighel, P., 1993. Ovulation and embryo-parent relationship in *Botrylloides* aff. *violaceus* (Tunicata). *XXXIX Annual Meeting of the Italian Embryology Group. Abstracts*, 2 (2), 139.
- Zava, B., Insacco, G., Galil, B.S., 2018. The first record of the brown shrimp *Penaeus aztecus* Ives, 1891 in the central Adriatic coast of Italy. *BioInvasions Records*, 7 (3), 293-296.
- Zenetos, A., 2010. Trend in aliens species in the Mediterranean. An answer to Galil, 2009 "Taking stock: inventory of alien species in the Mediterranean Sea". *Biological Invasions*, 12, 3379-3381.
- Zenetos, A., 2017. Progress in Mediterranean bioinvasions two years after the Suez Canal enlargement. *Acta Adriatica*, 58 (2), 347-358.
- Zenetos, A., Gofas, S., Verlaque, M., Çinar, M., Garcia Raso, J. *et al.*, 2010. Alien species in the Mediterranean Sea by 2010. A contribution to the application of European Union's Marine Strategy Framework Directive (MSFD). Part I. Spatial distribution. *Mediterranean Marine Science*, 11 (2), 381-493.
- Zenetos, A., Gofas, S., Morri, C., Rosso, A., Violanti, D. *et al.*, 2012. Alien species in the Mediterranean Sea by 2012. A contribution to the application of European Union's Marine Strategy Framework Directive (MSFD). Part 2. Introduction trends and pathways. *Mediterranean Marine Science*, 13 (2), 328-352.
- Zenetos, A., Çinar, M.E., Crocetta, F., Golani, D., Rosso, A. *et al.*, 2017. Uncertainties and validation of alien species catalogues: The Mediterranean as an example. *Estuarine, Coastal and Shelf Science*, 191, 171-187.

The following supplementary information is available for the article:

S1 Table: "Classification of Pathways according to CBD, 2014".

(Excel)

S2 File. The file contains "References for the first records of marine alien species in Italian Seas reported in Table 1".

(PDF) <https://ejournals.epublishing.ekt.gr/index.php/hcmr-med-mar-sc/article/view/18711/17283>