

# Routing quantum information in spin chains

Simone Paganelli,<sup>1,2,\*</sup> Salvatore Lorenzo,<sup>3,4</sup> Tony J. G. Apollaro,<sup>3,4,5</sup> Francesco Plastina,<sup>3,4</sup> and Gian Luca Giorgi<sup>6,7</sup>

<sup>1</sup>*International Institute of Physics, Universidade Federal do Rio Grande do Norte, 59012-970 Natal, Brazil*

<sup>2</sup>*Departament de Física, Grup de Física Teòrica: Informació i Fenòmens Quàntics, Universitat Autònoma de Barcelona, E-08193 Bellaterra, Spain*

<sup>3</sup>*Dipartimento di Fisica, Università della Calabria, 87036 Arcavacata di Rende (CS), Italy*

<sup>4</sup>*INFN - Gruppo collegato di Cosenza*

<sup>5</sup>*Centre for Theoretical Atomic, Molecular and Optical Physics,*

*School of Mathematics and Physics, Queens University, Belfast BT7 1NN, United Kingdom*

<sup>6</sup>*Department of Physics, University College Cork, Cork, Republic of Ireland*

<sup>7</sup>*AG Theoretische Quantenphysik, Theoretische Physik,*

*Universität des Saarlandes, D-66123 Saarbrücken, Germany*

Two different models are presented that allow to efficiently perform routing of a quantum state. Both cases involve an XX spin chain working as data bus and additional spins that play the role of sender and receivers, one of which is selected to be the target of the quantum state transmission protocol via a coherent quantum coupling mechanism making use of local/global magnetic fields. Quantum routing is achieved, in the first of the models considered, by weakly coupling the sender and the receiver to the data bus. On the other hand, in the second model, local magnetic fields acting on additional spins located between the sender/receiver and the data bus allow us to perform high fidelity routing.

PACS numbers: 03.67.Hk, 03.67.Pp, 75.10.Pq

## I. INTRODUCTION

The development of quantum technologies relies on the ability to establish correlations between distant parties [1]. While photons are ideal carriers of quantum information in free space [2] since they interact weakly with the external environment, solid-state devices are probably more suitable for quantum communication within a computer.

In particular, spin chains with nearest neighbor interaction offer a wide range of solutions for Quantum State Transfer (QST) protocols [3, 4]. Apart from their simple theoretical description, they can be efficiently implemented in arrays of trapped ions [5–7] or using cold atoms in optical lattices [8–10], where single spin addressing has been recently reported [11].

Since in QST protocols the initial state is usually confined to a small region of space, its transmission through a long, unmodulated chain will inevitably involve all of the modes of the chain itself. As a consequence, state reconstruction in a different spatial location will be affected by the detrimental dispersion the spin wave packet is subjected to. Various proposals have been made to overcome this drawback. In Ref. [12], the authors suggested to use engineered spin-spin coupling and found a way to obtain perfect QST independently of the chain length. However, such an implementation would require a high degree of control of the internal structure of the system, which is not desirable from the experimental point of view. Alternative methods are based on the use of trapped topo-

logical fields [13], on the extension of the encoding to more than one site [14], on the use of strong, dynamically switched on interactions between the sender and the receiver with the bus [15].

One of the more explored solutions consists of weakly coupling the sender and the receiver to the bulk chain. Roughly speaking, the resulting QST takes place in two distinct regimes: for very weak coupling, the bulk chain behaves merely like an information bus, without being appreciably populated, and the probability amplitude of finding the excitation undergoes an effective Rabi oscillation between the sender and the receiver [16–20]; whereas for non-perturbative end points couplings, the relevant modes taking part in the quantum state dynamics reside mainly in the linear zone of the spectrum, minimizing thus the effect of dispersion so that QST occurs in the so-called ballistic regime [21–23].

A step beyond QST is represented by the possibility of routing information from one sender to many possible receivers with minimal control of the system; that is, without modifying any of the spin-spin coupling parameters of the Hamiltonian. Achieving this goal would clearly increase the degree of connectivity of a spin bus by allowing the possibility to couple the quantum node of a spin network to many receivers.

Despite the large number of papers on QST involving one sender and one receiver, there are relatively few works on quantum routing. Actually, a set-up admitting QST from a sender to a single receiver may not be trivially extended to implement a routing scheme: by way of example, in Ref. [24] it is explicitly demonstrated that perfect quantum state routing is forbidden unless experimentally demanding operations or severe hamiltonian engineering is performed. Even by relaxing the request of

---

\*Electronic address: pascualox@gmail.com

perfect QST, the problem still remains non-trivial, especially in the huge class of QST protocols based on mirror-symmetry, where a pivotal role is played by matrices being both persymmetric and centrosymmetric [23].

It is the aim of this paper to discuss the dynamical behavior of two coupling schemes that explicitly allow for an efficient routing to be performed.

Previous proposal in this direction were formulated by Zueco *et al.* in Ref. [25] and Bose *et al.* in Ref. [26]. In the former reference, the authors considered an XY chain in the presence of an external magnetic field harmonically oscillating in time, and two possible receivers; whereas, in the latter, by exploiting the Aharonov-Bohm effect, high-fidelity three-party communication has been shown to be achievable. Routing between distant nodes in quantum networks has been proposed in Refs. [27, 28] where perfect QST is investigated in a dual-channel quantum directional coupler and in a passive quantum network, respectively, and in Refs. [29, 30] in the presence of local control of the network nodes. A scheme for routing entanglement has been also proposed in coupled two-impurity channel Kondo systems [31].

Here, instead, we propose two different quantum router protocols, which can be performed in XX spin chains, and in which the local energies of the receiver do not need any control or manipulation during the whole process.

The paper is organized as follows. In Sec. II we introduce the first routing scheme, where the sender/receivers interact weakly with a spin ring and efficient QST is enabled by coupling resonantly the sender with a chosen receiver by means of a suitably chosen magnetic field. In Sec. III, the sender/receivers are not directly coupled to the spin bus, but rather via effective ‘barrier qubits’, on which strong magnetic fields act as knobs for the QST. In this latter scheme, a uniformly coupled spin chain is considered, thus avoiding the need for bond control. Finally, in Sec. IV, conclusions are drawn and future perspectives are discussed.

## II. QUANTUM ROUTER VIA WEAK BONDS

Let us consider  $N$  spins embedded in an XX chain in the presence of a transverse field plus  $n + 1$  spins (one sender and  $n$  receivers) locally connected to the chain. A pictorial view of this model is given in Fig. 1. The total Hamiltonian, describing the chain, the sender and receivers, and their coupling, respectively, reads  $H = H_C + H_I + H_{CI}$ , where

$$\begin{aligned}
 H_C &= -J \sum_{l=1}^N (\sigma_l^x \sigma_{l+1}^x + \sigma_l^y \sigma_{l+1}^y) - h \sum_{l=1}^N \sigma_l^z, \\
 H_I &= -h_S \sigma_S^z - \sum_{i=1}^n h_{R_i} \sigma_{R_i}^z, \\
 H_{CI} &= -\frac{g}{2} (\sigma_{l_S}^x \sigma_S^x + \sigma_{l_S}^y \sigma_S^y) - \frac{g}{2} \sum_{i=1}^n (\sigma_{l_{R_i}}^x \sigma_{R_i}^x + \sigma_{l_{R_i}}^y \sigma_{R_i}^y).
 \end{aligned}$$

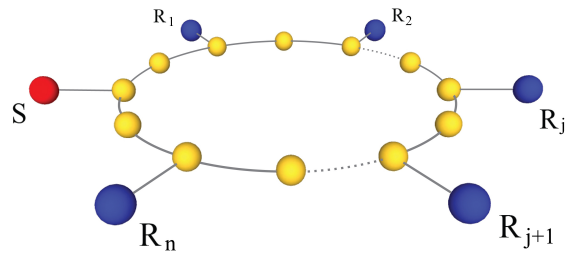


FIG. 1: (Color online) Schematic representation of the quantum router. The sender and the receivers are coupled to a common chain that acts as a quantum data bus.

We have labelled the chain sites with  $l=1, 2, \dots, N$ , while  $S$  stands for the sender and  $\vec{R} \equiv \{R_1, R_2, \dots, R_n\}$  identifies the location of the  $n$  receivers. The chain site  $l_S$  is coupled to the sender, while the  $i$ th receiver is coupled to the site  $l_{R_i}$ . Boundary conditions are imposed by assuming  $\sigma_{N+1}^\alpha = \sigma_1^\alpha$  ( $\alpha = x, y, z$ ). In the single excitation subspace, which will be used henceforth, an exact mapping can be performed by relating spin operators to fermion annihilation and creation operators. The mapping consists of  $\sigma_i^- \rightarrow c_i^\dagger$ ,  $\sigma_i^+ \rightarrow c_i$ , and  $\sigma_i^z \rightarrow 1 - 2c_i^\dagger c_i$ . By applying the Fourier transform to the chain operators, we obtain,

$$\begin{aligned}
 H &= \sum_k \epsilon_k c_k^\dagger c_k - h_S (1 - 2c_S^\dagger c_S) - \sum_{i=1}^n h_{R_i} (1 - 2c_{R_i}^\dagger c_{R_i}) \\
 &\quad - \frac{g}{\sqrt{N}} \sum_k [c_k^\dagger (e^{ikl_S} c_S + \sum_{i=1}^n e^{ikl_{R_i}} c_{R_i}) + H.c.], \quad (1)
 \end{aligned}$$

where  $k = 2\pi q/(Na)$ ,  $a$  being the lattice constant and  $q$  an integer number,  $\epsilon_k = -2h - 4J \cos(ka)$  and

$$c_k = \frac{1}{\sqrt{N}} \sum_{l=1}^N c_l e^{ikl}. \quad (2)$$

Without loss of generality, we shall assume  $a$  and  $4J$ , respectively, as the units of length and energy ( $\hbar$  is, as usual, the unit of action).

The goal of a QST protocol is to act over an initial state encoded in the spin at the sender site, with both the set of the receivers and the channel aligned in the state  $|\phi_{in}\rangle = (\alpha|0\rangle + \beta|1\rangle)_S |0\rangle_R^{\otimes n} |0\rangle_C^{\otimes N}$ , and, by exploiting the dynamical evolution for a definite transfer time, transform it into  $|\phi_{out}\rangle = |0\rangle_S (\alpha|0\rangle + \beta|1\rangle)_{R_j} |0\rangle_{\vec{R}_j}^{\otimes n-1} |0\rangle_C^{\otimes N}$ , where  $\vec{R}_j$  is the register of the  $n - 1$  receivers complementary to  $j$ . Since  $|0\rangle_S |0\rangle_R^{\otimes n} |0\rangle_C^{\otimes N}$  is an eigenstate of  $H$ , it will be enough for our purpose to study the conditions under which  $|1\rangle_S |0\rangle_R^{\otimes n} |0\rangle_C^{\otimes N}$  evolves into  $|0\rangle_S |1\rangle_{R_j} |0\rangle_{\vec{R}_j}^{\otimes n-1} |0\rangle_C^{\otimes N}$  or, in the language of fermion excitation introduced before, we want to know if there exists a time  $t^*$  such that  $c_S^\dagger(t^*)|0\rangle \simeq c_{R_j}^\dagger|0\rangle$ . In order to get a

full characterization of the QST, one should evaluate a fidelity averaged over all of the possible initial states (that is, over all the possible combinations of  $\alpha$  and  $\beta$  such that  $|\alpha|^2 + |\beta|^2 = 1$ ). It has been shown in Ref. [3] that this average fidelity only depends on the transition amplitude  $f_{R_j S}$  of an excitation from the sender to the  $j$ -th receiver, through the relation  $\bar{F} = \frac{1}{2} + \frac{|f_{R_j S}|}{3} + \frac{|f_{R_j S}|^2}{6}$ . As a result, for a generic  $R_j$ , the average fidelity is a monotonous function of the transition probability  $F_{R_j}(t) = |f_{R_j S}|^2 \equiv |\langle 0 | c_{R_j} c_S^\dagger(t) | 0 \rangle|^2$ , and  $\bar{F}$  reaches unity only for  $F_{R_j}(t) = 1$ . We can, therefore, consider the behavior of  $F_{R_j}$  itself and, as we want to route the information to many receivers, the protocol should be able to guarantee the highest possible value for this probability, independently of the selected receiver's location.

The dynamical problem is completely specified by the following set of coupled equations for the  $N + n + 1$  variables:

$$\dot{c}_S^\dagger = -i\Omega_S c_S^\dagger + i\frac{g}{\sqrt{N}} \sum_k c_k^\dagger, \quad (3)$$

$$\dot{c}_{R_i}^\dagger = -i\Omega_{R_i} c_{R_i}^\dagger + i\frac{g}{\sqrt{N}} \sum_k e^{-ikl_{R_i}} c_k^\dagger, \quad (4)$$

$$\dot{c}_k^\dagger = -i\epsilon_k c_k^\dagger + i\frac{g}{\sqrt{N}} \left( c_S^\dagger + \sum_{i=1}^n c_{R_i}^\dagger e^{ikl_{R_i}} \right), \quad (5)$$

where we have used the notation  $c_j^\dagger = c_j^\dagger(t=0)$ ,  $\Omega_j = -2h_j$  ( $j=k, S, R_i$ ) and assumed that  $l_S=0$ . As discussed in Ref. [18], in the weak coupling limit, a solution can be worked out in the Laplace space and then brought back to the time domain.

In the following, we shall describe how to obtain an efficient routing within the model described so far.

### A. Chain-receivers resonance

In the scheme we are proposing, we exploit the resonance between the local energy of at the receiver site and one of the modes of the chain in order to achieve the transfer. An efficient routing protocol, then, requires that we are able to resolve the different levels of the energy spectrum. To this aim, we must consider a finite size system with a number of sites  $N$  limited by the minimal relevant energy separation that one is able to resolve.

To better illustrate our idea, we start by considering the ideal case of a channel where all the energy levels are well separated and resolved. The sender and the receivers are coupled to different sites of the channel by a hopping term whose strength we assume weak with respect to the intra-channel one. The local energy of every receiver can be made resonant with a different mode of the channel. In our specific case, since the channel levels are twofold degenerate, with the exception of the  $k=0$  and  $k=\pi/2$  modes, the number of receivers can be at most  $N/2+1$ . In the presence of a small hopping constant between receiver

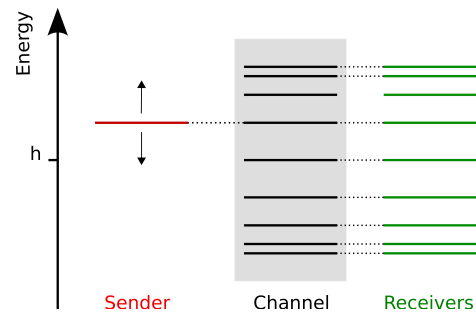


FIG. 2: (Color online) Energy level scheme. Each of the receivers is in resonance with one of the (pairs of) levels of the discrete band. By locally tuning the sender energy, it is possible to select the desired receiver. The spectral separation determines a bound for the maximum number of receivers.

$R_j$  and chain site  $j$ , the degeneracy is resolved and the resonant states are split into two new levels separated by an energy amount  $\delta$ . The weak coupling condition holds when the splitting is smaller than the original energy separation in the chain.

Roughly speaking, the dispersion  $\epsilon_k$  can be divided into a parabolic region at the bottom and at the top of the energy band, and a linear region, in the middle of the band. In the parabolic region, the energy separation is of the order of  $\Delta_p \simeq \pi^2/(2N^2)$  while, in the linear region of the band,  $\Delta_l \simeq 2\pi/N$ . Therefore, weak coupling conditions are fulfilled whenever  $\delta \ll \Delta_p$ . In this way, every receiver is coupled to the channel only via its resonant mode, while transitions via the other modes can be neglected. The energies of the channel and the receivers are fixed, while the sender can tune its energy. The sender selects the receiver  $R_j$  to send the state to, by tuning its energy  $\Omega_S$  to  $\Omega_{R_j}$ . In this way, the system behaves as an effective model in which only the sender, the receiver and the resonant modes of the channel are involved in the dynamics. As pointed out in Ref. [18], for a channel with an odd number of sites, destructive interference occurs and the excitation only oscillates between sender and channel, without arriving to the receiver. So, we shall restrict ourselves to consider the case of an even number of sites  $N$ . Moreover, in order to achieve efficient state transfer, the receiver has to be coupled to a site with even position label.

Following the calculation of Ref. [18], a weak-coupling expansion in  $g$  can be performed to solve the system of Eqs. (3,4,5). When  $\Omega = \Omega_S = \Omega_{R_j}$  is chosen to be resonant with two modes  $\pm \bar{k}$  of the channel, because of the interaction, these four degenerate levels are split into  $\Omega \pm \delta_\pm$ , where

$$\delta_\pm \simeq \frac{\bar{\omega}}{\sqrt{2}} \sqrt{1 \pm \cos \bar{k} R_j}, \quad (6)$$

and where  $\bar{\omega} = 2g/\sqrt{N}$ . The transition probability for the

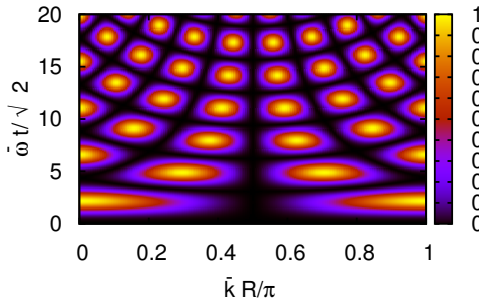


FIG. 3: (Color online) Transition probability as a function of time (scaled with  $\bar{\omega}$ ) and  $\bar{k}R$ . Integer values of  $\bar{k}R/\pi$  guarantee high quality transfer after shorter times [yellow (light) spots in the density plot].

receiver  $R_j$  has, then, the form

$$F_{R_j}(t) \simeq \frac{1}{4} (\cos \delta_+ t - \cos \delta_- t)^2. \quad (7)$$

As mentioned before, high fidelity QST is achieved if, for a certain time,  $F_{R_j}$  approaches 1. Since it depends on the product  $\bar{k}R_j$ , then it is clear that for every position around the chain, there is an optimal energy in the band spectrum. In Fig. 3 the transition probability (7) is plotted. It appears evident that the choice  $\bar{k}R_j = \pi s$ , with  $s$  integer, is always optimal since the time  $F_{R_j}$  takes to reach its maximum is shorter.

As shown in Fig. 3, the maximum can be achieved also for different choices of  $\bar{k}R_j$ , but only after longer times. This means that decoherence effects, caused by the unavoidable presence of some external environment, are more likely to come out. As a consequence of this environmental intrusion, the quality of the routing protocol can be seriously affected.

For  $\bar{k} = \pm \pi/2$ , which corresponds to the linear part of the dispersion, Eq. (7) reduces to

$$F_{\text{lin}}(t) \simeq \sin^4 \left( \frac{gt}{\sqrt{N}} \right). \quad (8)$$

This case corresponds to the most efficient configuration, since the energy separation with the closest levels is the highest. Moreover, the value of the  $F$  is independent both of the receiver's position and of the time for reaching the maximum. Another important case is given by the resonance with the modes  $\bar{k}=0$  or  $\bar{k}=\pi$ , where the dispersion is quadratic. This case cannot be deduced as a limit of Eq. (7) because these two modes are not degenerate. Following the procedure of Ref. [18], one obtains

$$F_{\text{quad}}(t) \simeq \sin^4 \left( \frac{gt}{\sqrt{2N}} \right). \quad (9)$$

In this case too,  $F$  does not depend on  $R_j$ , but here the energy separation is smaller and other levels could couple

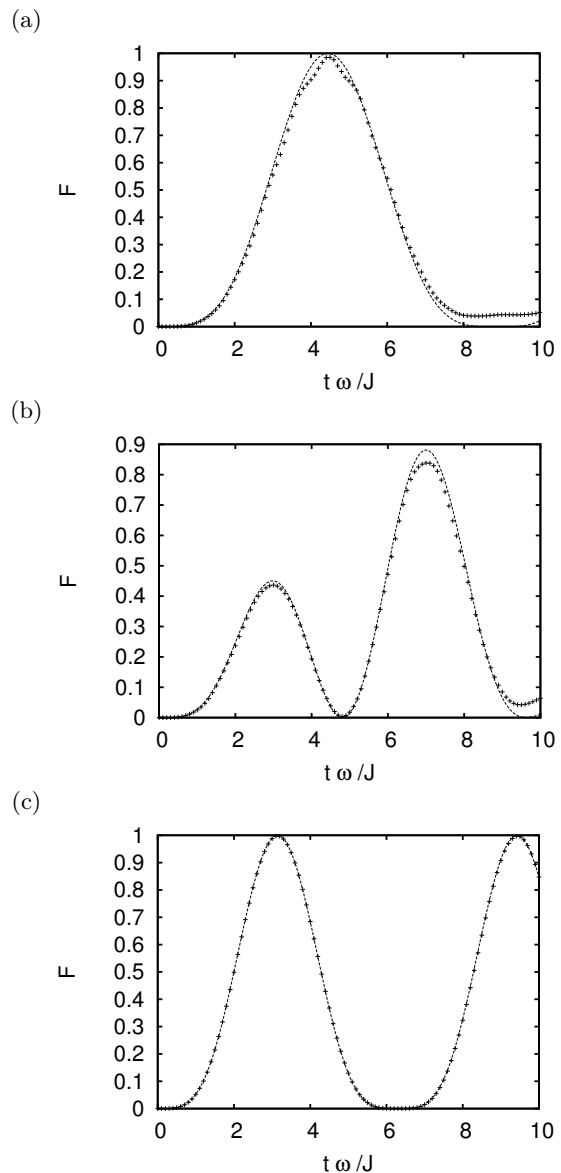


FIG. 4: (Color online) Comparison of the exact transition probability  $F$  (dashed line) with the analytic result obtained by applying the weak-coupling approximation (continuous line) for  $N=16$  and  $g=0.01$ . (a)  $\bar{k}=0$  and  $R=12$ ; (b)  $\bar{k}=7\pi/4$  and  $R=10$ ; (c)  $\bar{k}=\pi/2$  and  $R=4$ .

to the dynamics, making the perturbative approximation less accurate.

In Fig. 4 the exact numerical evaluation of the transition probability (calculated for a chain of  $N = 16$  sites, assuming  $g=10^{-2}$ ) is compared with the analytical expressions given in Eqs. (7,8,9). The best efficiency is achieved for those receivers that are resonant with the linear and quadratic parts of the dispersion, while  $F$  is reduced in the intermediate cases.

The need to be resonant with a mode which lies in one region or another of the spectrum of the chain, by itself, introduces an inhomogeneity among the receivers.

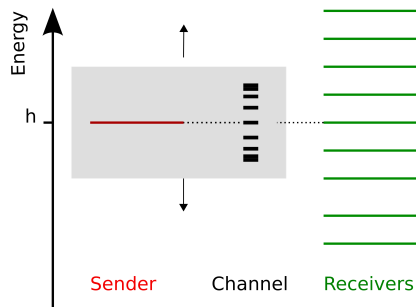


FIG. 5: (Color online) Modified scheme of levels. The receivers are well separated in energy ( $\Delta_R > 2\pi/N$ ). By tuning the sender and by translating the whole chain spectrum through a uniform, external magnetic field.

Moreover, the energy separation in the quadratic part of the dispersion decreases very rapidly with the number of sites, posing a limit to the length of the channel. In principle, this problem could be overcome by decreasing the coupling  $g$ , but this would imply longer transmission times and decoherence effect would start to be relevant.

### B. Equally spaced energies

In order to increase the possible number of receivers and to get an equivalent fidelity for each of them, a different energy configuration can be considered. As sketched in Fig. 6, let us assume the sender to be always resonant with the mode  $\bar{k}=\pi/2$  in the linear dispersion region, so that the dispersion of the channel is  $\Omega_S - \cos \bar{k}$ . Let us also assume that the energies of the receivers do not match the band levels but are separated by  $\Delta_R > 2\pi/N$ .

A receiver  $R_j$  is selected by tuning  $\Omega_S=\Omega_{R_j}$  (and by changing, accordingly, the field on the chain). Because of the validity of the weak-coupling approximation, all of the other receivers are not involved in the process. Given that we are working in the linear dispersion region, the transition probability is given by Eq. (8).

This improves the previous scheme since the effects of the quadratic part of the band are now corrected, and the fidelity is the same for every receiver.

Since the typical energy separation is now the one in the middle of the band, for a fixed value of  $g$ , longer chains can be employed and a larger number of receiver can be included. However, for this scheme to work, it is not sufficient to act only on the sender any more, but a global control over the chain is necessary. This could be obtained by applying a global magnetic field that has the effect of translating the whole band spectrum by the desired amount. As in the former proposal, no control over the receivers is needed.

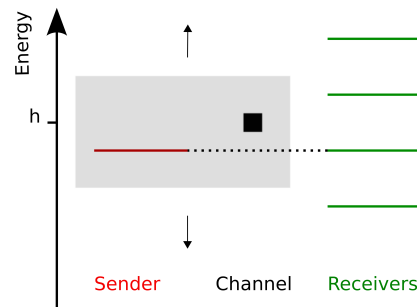


FIG. 6: (Color online) The sender and one of the receivers are in resonance, while the continuous (as seen from outside) channel is detuned. The effective two-body frequency oscillation associated to this scheme is lower than the other schemes proposed in this section.

### C. Off resonance

Finally, we just mention a third possible scheme consisting of an almost continuous channel with a weak, out of resonant coupling with the sender and the receivers [18, 32]. In this scheme, the off resonant continuous channel creates an effective coupling between sender and receiver tuned at the same energy. The setup is similar to the previous one, but now  $h = \Omega_S \pm \nu$  with  $\nu > 1$ . This condition ensures that the sender is not resonant with the channel. As for the receivers, the energy separation condition becomes  $\Delta_R > 2$ . This scheme allows for a high-fidelity transfer over longer distances, since, at least within the limits of validity of the weak coupling approximation, the system undergoes an effective two-level oscillation between sender and receiver, whilst the chain, which is never populated, acts a mere connector. As a drawback, longer times are required to accomplish the protocol and, as in the chain-receiver resonance case, environmental decoherence effects are more likely to affect the quality of the protocol.

## III. QUANTUM ROUTER VIA LOCAL FIELD BARRIER

In the model presented in Sec. II we supposed to be able to reduce the coupling between the chain and the sender-receivers sites. In this Section we propose an alternative configuration where the hopping is assumed to be equal between all the spins, and routing is performed by tuning the local magnetic field acting on the spin adjacent to the sender. As there is no need to operate on the sender and/or the receivers couplings, this may result in a simpler implementation depending on the experimental set-up.

Let us consider a linear  $XX$  chain composed by  $N$  sites plus  $n+1$  pairs of spins. Following the notation in Sec. II, we can write the total Hamiltonian as

$H=H_C+\sum_X H_{I_X}+\sum_X H_{CI_X}$ , where

$$\begin{aligned} H_{I_X} &= -J(\sigma_{X_A}^x \sigma_{X_B}^x + \sigma_{X_A}^y \sigma_{X_B}^y) - h_X \sigma_{X_B}^z, \\ H_{CI_X} &= -J(\sigma_{l_X}^x \sigma_{X_B}^x + \sigma_{l_X}^y \sigma_{X_B}^y), \end{aligned} \quad (10)$$

and open boundary condition of  $H_C$  are assumed. Here  $X_{[A,B]}$  stands for the spins composing the sender block  $S_{[A,B]}$  and the receiver blocks  $R_{k[A,B]}$ .

Each block is composed by a pair of spins: the first one, labelled by  $A$ , acts as the effective sender/receiver and the second one, labelled by  $B$ , is connected with the site  $l_X$  belonging to the linear chain.

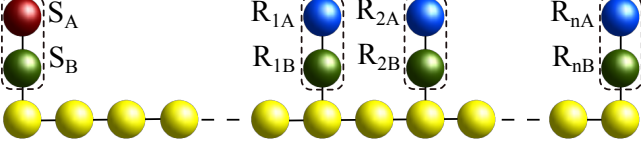


FIG. 7: (Color online) The model: a linear  $XX$  chain is used as a transmission channel between the sender  $S_A$  and one of the receivers  $R_{kA}$ .

We assume that magnetic fields with (different) intensities  $h_X$  act on the second site of each block. By controlling  $h_S$ , it is possible to confine the excitation on the sender or to perform QST from  $S_A$  to  $R_{kA}$  by choosing  $h_S=h_{R_k}$ . As specified in [33], for even chains the optimal transfer time  $t^*$  is proportional to the square of the intensity of the magnetic field  $h_S$  and, for large enough  $h_S$ , it is also independent of the number of sites. Therefore we will consider a configuration of the router in such a way that there are an even number of spins between the sender and each receiver, as depicted, e.g., in Fig. 7.

As in Sec. II, we assume the initial state to be prepared with all spins in the down state,  $|0\rangle=|0\rangle^{\otimes N+2(n+1)}$ . Then, we prepare the sender site  $S_A$  in the state  $|\psi_{in}\rangle=\alpha|0\rangle+\beta|1\rangle$  and let the complete system evolve according to Eq. (10). Because of the invariance of the subspace with a fixed number of flipped spins, the fidelity averaged over all possible initial states is again given by the expression  $\bar{F}=\frac{1}{2}+\frac{|f_{RS}|}{3}+\frac{|f_{RS}|^2}{6}$  in Ref. [3], and the transition amplitude  $f_{RS}$  reads

$$f_{R_{jA},S_A}(t)=\sum_{k=1}^{N+2(n+1)} \langle \mathbf{R}_{jA} | \mathbf{a}_k \rangle \langle \mathbf{a}_k | \mathbf{S}_A \rangle e^{-i\lambda_k t} \quad (11)$$

and  $\lambda_k$ ,  $|\mathbf{a}_k\rangle=\sum_{j=1}^{N+2(n+1)} a_{kj}|\mathbf{j}\rangle$ , are, respectively, the eigenvalues and the corresponding eigenvectors of  $H$  written in the position basis  $|\mathbf{j}\rangle=|0\dots 01_j0\dots 0\rangle$  (with  $\mathbf{j}=1,\dots,N,S_{[A,B]},R_{1[A,B]},\dots,R_{n[A,B]}$ ), where the spin at the  $j$ th site has been flipped to the  $|1\rangle$  state. In order to perform an efficient QST in the setting under scrutiny, it is necessary to achieve a modulus of the transmission amplitude between sites  $S_A$  and  $R_{jA}$  as close as possible to 1 at a certain time  $t^*$ . The local field  $h_X$  produces exactly this result.

Indeed, the presence of  $h_X$  has two consequences: first, it causes the appearance of an eigenstate localized on the sites  $B$  of each block, with energy much larger than that of the rest of the system; and, second, an effective weak coupling of the spin at sites  $A$  of each block to that at site  $l_X$  of the linear chain arises.

This can be easily seen by writing  $H_{CI_X}$  as

$$H_{CI_X}=-\frac{2J}{\omega_X^a-\omega_X^b}(\omega_X^a|\mathbf{I}_X\rangle\langle\psi_X^a|-\omega_X^b|\mathbf{I}_X\rangle\langle\psi_X^b|+h.c.)$$

where  $\omega_X^{a,b}$  and  $|\psi_X^{a,b}\rangle$  are the the eigenvalues and eigenvectors of  $H_{I_X}$ , after rescaling the ground state energy:

$$\begin{aligned} \omega_X^a &= -h_X + \sqrt{h_X^2 + 4J^2}; \quad |\psi_X^a\rangle = \frac{\omega_X^b}{2J}|\mathbf{X}_A\rangle + |\mathbf{X}_B\rangle, \\ \omega_X^b &= -h_X - \sqrt{h_X^2 + 4J^2}; \quad |\psi_X^b\rangle = \frac{\omega_X^a}{2J}|\mathbf{X}_A\rangle + |\mathbf{X}_B\rangle. \end{aligned}$$

In the limit  $h_X \gg J$ , the eigenstates  $|\psi_X^a\rangle$  and  $|\psi_X^b\rangle$  become, respectively,  $|\mathbf{X}_A\rangle$  and  $|\mathbf{X}_B\rangle$ , the scaling of their coupling to the chain's site behaves as

$$\frac{\omega_X^a}{\omega_X^a-\omega_X^b} \rightarrow \frac{J^2}{h_X^2} \quad \text{and} \quad \frac{\omega_X^b}{\omega_X^a-\omega_X^b} \rightarrow -\left(1-\frac{J^2}{h_X^2}\right).$$

It follows that we can write

$$H_{CI_X}=-2J\left[\frac{J^2}{h_X^2}|\mathbf{I}_X\rangle\langle\mathbf{X}_A|+(1-\frac{J^2}{h_X^2})|\mathbf{I}_X\rangle\langle\mathbf{X}_B|+h.c.\right].$$

This implies that we can effectively consider the first

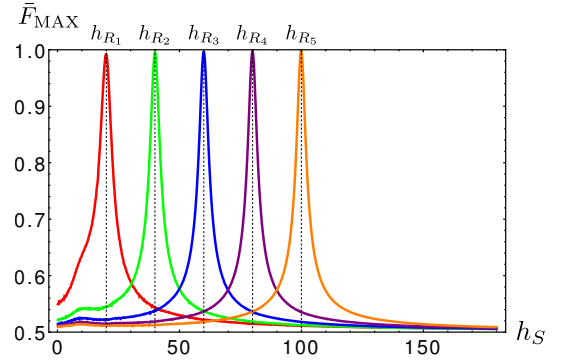


FIG. 8: (Color online) Maximum of the average fidelity in a fixed time interval  $Jt < 5 \times 10^4$ , for a channel of  $N = 30$  sites with  $n = 5$  receiver blocks. By tuning the magnetic field  $h_S$  respectively to  $h_{R_k}$ ,  $k=1, \dots, 5$ , we can perform a routing with high efficiency. The magnetic fields are ordered according to the position of the receivers,  $h_{R_{(k-1)}} < h_{R_k}$ .

spin of each block weakly coupled to the chain's spin with strength  $\sim 1/h_X^2$ ; whereas, the second spin, still coupled with strength  $\sim J$  to the chain, experiences the large magnetic field  $h_X$  of  $H_{I_X}$ , which freezes its dynamics.

As in the case of Sec. II C, when  $h_S$  is close to the energy of receiver block  $h_{R_k}$ , there exists a pair of eigenenergies outside the spectrum of the chain whose corresponding eigenstates are localized (symmetrically and

anti-symmetrically) on the  $B$ -parts of each block involved in the transfer [18, 34]. Moreover, in this case we have the emergence of another quasi-degenerate pair of eigenvalues (inside the energy band of  $H_C$ , but out-of-resonance with any of its eigenvalues), whose corresponding eigenvectors have a non-negligible superposition with the states  $|\mathbf{S}_A\rangle$  and  $|\mathbf{R}_{kA}\rangle$ , so that they give rise to an effective Rabi-like oscillation mechanism of the spin-excitation between the sender and the selected receiver site of the router. As a result, both the transition amplitude and the average fidelity become very close to unity at half the Rabi period.

In Fig. 8 we report the maximum of the average fidelity over all initial states within a fixed time interval  $Jt < 5 \times 10^4$  for a channel of  $N = 30$  sites with  $n = 5$  receiver blocks: it is clearly shown that by properly tuning the magnetic field  $h_S$ , one can perform a QST with high efficiency towards each of the targeted receiving sites.

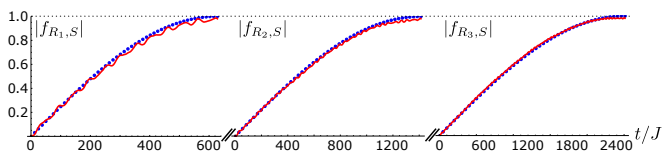


FIG. 9: (Color online) Comparison of the exact transition amplitude in Eq. (11) (red solid line) with the result of Eq.12 (dotted blue line) obtained after a perturbative analysis for  $h_X \gg J$  in a chain of  $N = 20$  sites with  $n = 3$  receiver blocks. (Time is given in units of  $1/J$ )

As shown in Ref. [33], the transition amplitude between the sender and a receiver, connected by an even number of sites, is well approximated by

$$f_{R_{jA}, S_A}(t) \approx \sin\left(\frac{J^3 t}{\hbar_j^2}\right), \quad (12)$$

as checked in Fig. 9 against the numerical solution, for a chain of  $N=20$  sites with  $n = 3$  possible receiving blocks.

#### IV. CONCLUSIONS

The implementation of many quantum information protocols requires the transfer of a quantum state from an input to different output locations and quantum routing has to be implemented in order to build a large network. Depending on the physical system used for this purpose, the control over many interaction parameters may be unfeasible and it is necessary to study efficient routing protocols that require minimal engineering and external manipulation.

In this paper, we have presented two different possible implementations of a router that allows quantum state transfer from a sender to a chosen receiver by means of a resonant coupling mechanism. In the first scheme, the key ingredient is the weak coupling between the sender/receivers to the spin bus and three different

configurations of local/global magnetic fields are considered: a) every receiver energy is resonant with a different mode of the channel and QST occurs by tuning the sender energy; b) the energies of the receivers do not match the band levels but are equally spaced and the sender is always resonant with a mode of the channel, so that QST can be performed by translating the whole band spectrum by the desired amount of energy through the application of a global magnetic field; c) a weak, out of resonance coupling between the chain and the sender and the receivers. In this scheme, the off resonant continuous channel creates an effective coupling between the sender and the receiver, provided they are tuned to the same energy.

Finally, for the case in which the couplings between adjacent qubits are constrained to be equal, we have proposed a second model for the quantum routing protocol in which a linear chain is used as data bus, and the single sender/receiver spins are substituted by sender/receiver blocks made of pairs of spins. One of these two spins is effectively involved in the communication, while the second (the barrier spin, effectively working as a gateway), is acted upon by a local field which plays the role of a knob that permits the QST. As a consequence of the use of strong local magnetic fields, an effective weak coupling is established either between sender/receiver and spin bus (in the resonant case) or between the sender and the receiver (in the off resonant case). Moreover, the presence of the barrier spin makes not necessary to act directly on the sender qubit which is therefore involved only in the state encoding step, which may result in an experimental simplification.

In the resonance regime, the information transfer is due to collective degrees of freedom (i.e., the single particle excitations of the spin chain), and therefore, to obtain a good transmission performance, it is necessary to be able to set the energy levels in a precise way. This kind of control can be achieved in the context of atomic Mott insulators, where it has been shown experimentally that different lattice potentials can be tailored with high accuracy [11]. On the other hand, by working in the off-resonance regime, the precise shaping of the medium's energy level is unnecessary and naturally occurring systems as well as separated nitrogen vacancy centers in diamond would represent a feasible experimental implementation [36].

Finally, since our theoretical treatment exploits a model hamiltonian which received much experimental attention in the last few years, it is definitely worthwhile to investigate routing implementations based on it. These could be further developed and improved in various ways; in particular, by allowing for the possibility of multiple sending sites, connected at will to a selected set of receivers, in order to perform multiple quantum state transfer over a single data bus.

### Acknowledgments

Financial support by Science Foundation of Ireland under project number 10/IN.1/I2979 is acknowledged. TJGA is supported by the European Commission, the European Social Fund and the Region Calabria through the program POR Calabria FSE 2007-2013-Asse IV Capitale Umano-Obiettivo Operativo M2. S.P. was sup-

ported by the Spanish Ministry of Science and Innovation through the program Juan de la Cierva. We acknowledge support from the Spanish MICINN grant no. FIS2008-01236, Generalitat de Catalunya (SGR2009:00343), Consolider Ingenio 2010 (CDS2006-00019), European Regional Development Fund, the Brazilian Ministry of Science and Technology (MCT) and the Conselho Nacional de Desenvolvimento Científico e Tecnológico (CNPq).

- 
- [1] M. A. Nielsen and I. L. Chuang, *Quantum Computation and Quantum Information* (Cambridge University press, Cambridge, U.K., 2000).
- [2] J. I. Cirac, P. Zoller, H. J. Kimble, and H. Mabuchi, *Phys. Rev. Lett.* **78**, 3221 (1997).
- [3] S. Bose, *Phys. Rev. Lett.* **91**, 207901 (2003).
- [4] For a review, see, e.g., T. J. G. Apollaro, S. Lorenzo, F. Plastina, *Int. J. Mod. Phys. B* **27**, 1345305 (2013).
- [5] D. Porras and J. I. Cirac, *Phys. Rev. Lett.* **92**, 207901 (2004).
- [6] X. L. Deng, D. Porras, and J. I. Cirac, *Phys. Rev. A* **72**, 063407 (2005).
- [7] M. Johanning, A. F. Varon, and C. Wunderlich, *J. Phys. B* **42** 154009 (2009).
- [8] M. Greiner, O. Mandel, T. Esslinger, T. W. Hänsch, and I. Bloch, *Nature (London)* **415**, 39 (2002).
- [9] J. F. Sherson *et al.*, *Nature (London)* **467**, 68 (2010).
- [10] L. M. Duan, E. Demler and M. D. Lukin, *Phys. Rev. Lett.* **91**, 090402 (2003).
- [11] C. Weitenberg *et al.*, *Nature (London)* **471**, 319 (2011).
- [12] M. Christandl, N. Datta, A. Ekert, and A. J. Landahl, *Phys. Rev. Lett.* **92**, 187902 (2004).
- [13] S. Paganelli, G. L. Giorgi, and F. de Pasquale, *Fortschr. Phys.* **57**, 1094 (2009).
- [14] T. J. Osborne and N. Linden, *Phys. Rev. A* **69**, 052315 (2004).
- [15] L. Banchi, A. Bayat, P. Verrucchi, and S. Bose, *Phys. Rev. Lett.* **106**, 140501 (2011).
- [16] A. Wójcik *et al.*, *Phys. Rev. A* **72**, 034303 (2005).
- [17] A. Wójcik *et al.*, *Phys. Rev. A* **75**, 022330 (2007).
- [18] S. Paganelli, F. de Pasquale, and G. L. Giorgi, *Phys. Rev. A* **74**, 012316 (2006).
- [19] L. Campos Venuti, C. Degli Esposti Boschi, and M. Roncaglia, *Phys. Rev. Lett.* **99**, 060401 (2007); L. Campos Venuti, S. M. Giampaolo, F. Illuminati, and P. Zanardi, *Phys. Rev. A* **76**, 052328 (2007).
- [20] N. Y. Yao *et al.*, *Phys. Rev. Lett.* **106**, 040505 (2011).
- [21] L. Banchi, T. J. G. Apollaro, A. Cuccoli, R. Vaia, and P. Verrucchi, *New J. Phys.* **13**, 123006 (2011).
- [22] T. J. G. Apollaro, L. Banchi, A. Cuccoli, R. Vaia, and P. Verrucchi, *Phys. Rev. A* **85**, 052319 (2012).
- [23] L. Banchi and R. Vaia, *J. Math. Phys.*, **54**, 043501 (2013).
- [24] A. Kay, *Phys. Rev. A* **84**, 022337 (2011).
- [25] D. Zueco, F. Galve, S. Kohler, P. Hänggi, *Phys. Rev. A* **80**, 042303 (2009).
- [26] S. Bose, B.-Q. Jin and V. E. Korepin *Phys. Rev. A* **72**, 022345 (2005).
- [27] G.M. Nikolopoulos, *Phys. Rev. Lett.* **101**, 200502 (2008).
- [28] T. Brougham, G.M. Nikolopoulos, and I. Jex, *Phys. Rev. A* **80**, 052325 (2009).
- [29] P. J. Pemberton-Ross and A. Kay, *Phys. Rev. Lett.* **106**, 020503 (2011).
- [30] C. Chudzicki and F. W. Strauch, *Phys. Rev. Lett.* **105**, 260501 (2010).
- [31] A. Bayat, S. Bose and P. Sodano, *Phys. Rev. Lett.* **105**, 187204 (2010).
- [32] G. D. M. Neto, M. A. de Ponte, and M. H. Y. Moussa, *Phys. Rev. A*, **85**, 052303(2012)
- [33] S. Lorenzo, T. J. G. Apollaro, A. Sindona, F. Plastina, *Phys. Rev. A* **87**, 042313 (2013).
- [34] F. Plastina and T. J. G. Apollaro, *Phys. Rev. Lett.* **99**, 177210 (2007); R. Heule, C. Bruder, D. Burgarth, and V. M. Stojanović, *Phys. Rev. A* **82**, 052333 (2010); A. Casaccino, S. Lloyd, S. Mancini and S. Severini, *Int. J. Quant. Info.* **7**, 1417 (2009); T. Linneweber, J. Stolze, and G. S. Uhrig, *Int. J. Quant. Info.* **10**, 1250029 (2012).
- [35] B. Chen *et al.*, *Phys. Rev. A* **86**, 012302 (2012).
- [36] A. Ajoy and P. Cappellaro, *Phys. Rev. B* **87**, 064303 (2013).