

# Chromosome numbers for the Italian flora: 13

Giovanni Astuti<sup>1</sup>, Simonetta Bagella<sup>2</sup>, Enrico Bajona<sup>3</sup>, Giulio Barone<sup>4</sup>,  
Giovanna Becca<sup>2</sup>, Maria Carmela Caria<sup>2</sup>, Emilio Di Gristina<sup>4</sup>, Federico Fainelli<sup>5</sup>,  
Jacopo Franzoni<sup>6</sup>, Antonio Giacò<sup>6</sup>, Simone Orsenigo<sup>5</sup>, Maryia Paliy<sup>6</sup>,  
Giovanni Rivieccio<sup>2</sup>, Malvina Urbani<sup>2</sup>, Lorenzo Peruzzi<sup>6</sup>

**1** Orto e Museo Botanico, Università di Pisa, Via L. Ghini 13, 56126 Pisa, Italy **2** Dipartimento di Scienze Chimiche, Fisiche, Matematiche e Naturali, Università di Sassari, Via Vienna 2, I-07100 Sassari, Italy **3** PLANTA/Centro per la Ricerca, la Documentazione e Formazione, Via Serraglio Vecchio 28, 90123 Palermo, Italy **4** Dipartimento di Scienze Agrarie, Alimentari e Forestali (SAAF), University of Palermo, Viale delle Scienze, Ed. 4, 90128 Palermo, Italy **5** Dipartimento di Scienze della Terra e dell'Ambiente, Università di Pavia, Via S. Epifanio 14, 27100 Pavia, Italy **6** PLANTSEED Lab, Dipartimento di Biologia, Università di Pisa, Via Derna 1, 56126 Pisa, Italy

Corresponding author: Giovanni Astuti ([giovanni.astuti@unipi.it](mailto:giovanni.astuti@unipi.it))

---

Academic editor: G. Domina | Received 5 December 2023 | Accepted 15 December 2023 | Published 28 December 2023

**Citation:** Astuti G, Bagella S, Bajona E, Barone G, Becca G, Caria MC, Di Gristina E, Fainelli F, Franzoni J, Giacò A, Orsenigo S, Paliy M, Rivieccio G, Urbani M, Peruzzi L (2023) Chromosome numbers for the Italian flora: 13. Italian Botanist 16: 135–148. <https://doi.org/10.3897/italianbotanist.16.116700>

---

## Abstract

In this contribution, new chromosome data obtained on material collected in Italy are presented. It includes the first count for *Dianthus carthusianorum* subsp. *tenorei*, *Helosciadium nodiflorum*, *Hieracium hypochoeroides* subsp. *cilentanum*, *H. lesimanum*, *H. scopolioides*, *H. terraccianoi*. In addition, first Italian counts for *Crupina vulgaris*, *Damasonium alisma*, and *Illecebrum verticillatum* are reported.

## Keywords

Caryophyllaceae, cytotaxonomy, endopolyploidy, *Hieracium*, Sardegna, seasonal water bodies

## How to contribute

Texts concerning new chromosome data should be submitted electronically to Antonio Giacò ([antonio.giacò@biologia.unipi.it](mailto:antonio.giacò@biologia.unipi.it)), including indications on voucher specimens and methods used.

## Chromosome counts

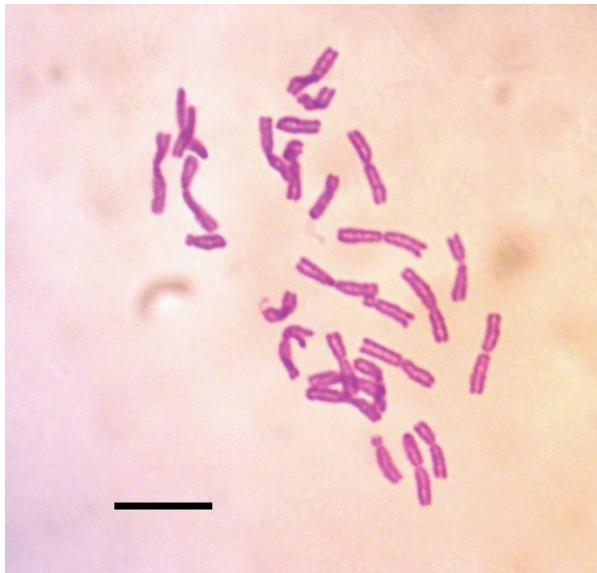
### *Damasonium alisma* Mill. (Alismataceae)

**Chromosome number.**  $2n = 28$  (Fig. 1).

**Voucher specimen.** ITALY. **Sardegna.** Funtana Satoa (Montresta, Oristano), stagno temporaneo mediterraneo, 479 m a.s.l. (WGS84: 40.359688N, 8.490948E), 8 April 2023, G. Riviuccio, M.C. Caria, S. Bagella (seeds collected in the field and stored in the Sardinian Germplasm Bank of the University of Cagliari, under acc. BG-SAR 91/23).

**Method.** Squash preparations were made on root tips obtained from seedlings collected in the field. The material was treated with 0.3% colchicine solution for three hours, and then fixed in a modified Carnoy solution (5:2) for 30 minutes. After washing in water, tissues were hydrolyzed in 1 N HCl for 8 min at 60 °C, put in the Schiff reactive for 30 min, and squashed and stained in 50% acetic acid (Bagella et al. 2011).

**Observations.** According to Rich and Nicholls-Vuille (2001) this species is tetraploid with  $2n = 4x = 28$  chromosomes, and considered as a northern counterpart of the diploid *D. bourgaei* Coss. with  $2n = 2x = 14$ . *Damasonium alisma* is distributed throughout England, France, Italy, Portugal, Russia, and Ukraine (Rich and Nicholls-Vuille 2001; Talavera and Talavera 2010). In Italy its presence is confirmed for Toscana, Lazio, Campania, Puglia, and Sicilia (Portal to the Flora of Italy 2023). Nevertheless, it was reported in recent years, for the habitat 3120 characterized by oligotrophic water and amphibious vegetation, in several localities of Sardegna (Bagella et al. 2009; Bagella and Caria 2013; Bagella et al. 2018). Pignatti (2017a) also considered the species present in this region.



**Figure 1.** *Damasonium alisma* Mill. from Funtana Satoa (Montresta, Oristano),  $2n = 28$ . Scale bar: 10  $\mu$ m.

Our chromosome count aligns with that of the tetraploid *D. alisma*, confirming the occurrence of this species in Sardegna. As regards other Italian populations, a further count for *D. alisma* is reported for Sicilia (Bartolo et al. 1981 under the name *D. stellatum* Thuill.; Bedini and Peruzzi 2021 onwards), but it shows a diploid chromosome number. Indeed, in Sicilia *D. bourgaei* is also reported (Portal to the Flora of Italy 2023), pointing to a possible misidentification. In order to clarify the distribution of these two taxa in Italy, a more in-depth study involving both morphological and karyological aspects is needed.

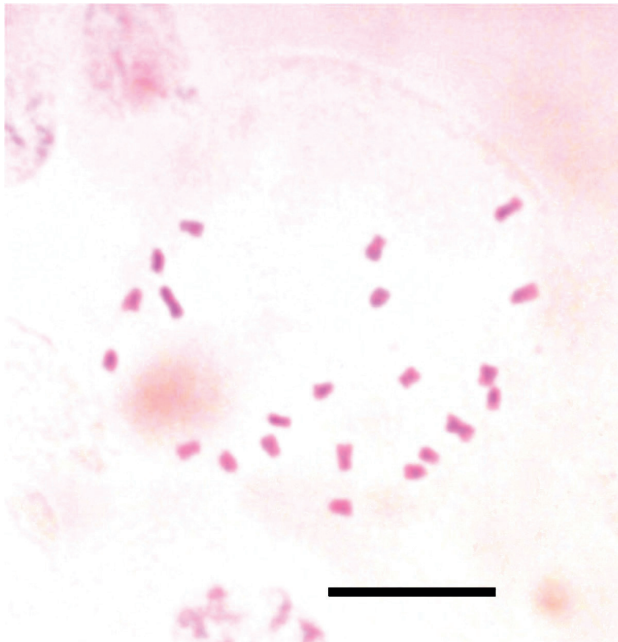
G. Riviuccio, M. Urbani, M.C. Caria, S. Bagella

***Helosciadium crassipes* W.D.J.Koch ex Rchb. (Apiaceae)**

**Chromosome number.**  $2n = 22$  (Fig. 2).

**Voucher specimen.** ITALY. Sardegna. Perdiana (Mogoro, Oristano), stagno mediterraneo temporaneo, 479 m a.s.l. (WGS84: 40.359796N, 8.490924E), 26 March 2020, G. Riviuccio, M.C. Caria, S. Bagella (SS-2000/6723).

**Method.** Squash preparations were made on root tips obtained from seedlings collected in the field. The material was treated with 0.3% colchicine solution for three hours, and then fixed in a modified Carnoy solution (5:2) for 30 minutes. After washing in water, tissues were hydrolyzed in 1 N HCl for 8 min at 60 °C, put in the Schiff reactive for 30 min, and squashed and stained in 50% acetic acid (Bagella et al. 2011).



**Figure 2.** *Helosciadium crassipes* W.D.J.Koch ex Rchb. from Perdiana (Mogoro, Oristano),  $2n = 22$ . Scale bar: 10  $\mu\text{m}$ .

**Observations.** This species is distributed in southern Italy, Corsica and parts of North Africa (Ronse et al. 2010). In Italy, its presence is confirmed for Lazio, Sardegna and Sicilia (Portal to the Flora of Italy 2023). It is found in shallow seasonal ponds that typically appear in winter or late spring. These habitats support amphibian vegetation and are associated with the *Preslion cervinae* alliance related to the Habitat Directive's habitat 3120 (Bagella et al. 2010; Riviuccio et al. 2020). The chromosome number for this species was unknown so far according to Stinca and Ricciardi (2018) and Arrigoni (2006). The chromosome number here reported is consistent with those reported for the closely related *H. inundatum* species group (Ronse et al. 2010), as well as for most of the other related *Helosciadium* W.D.J.Koch and *Apium* L. species (Constance et al. 1976).

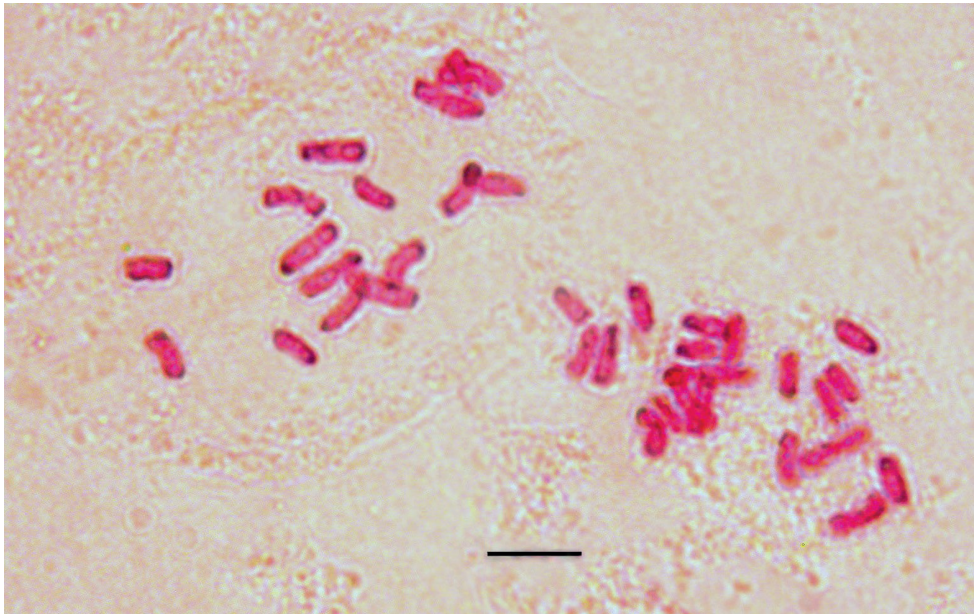
G. Riviuccio, G. Becca, M.C. Caria, S. Bagella

### *Hieracium terracciano* Di Grist., Gottschl. & Raimondo (Asteraceae)

**Chromosome number.**  $2n = 36$  (Fig. 3).

**Voucher specimen.** ITALY. Calabria. Scala di Gaudolino (Morano Calabro, Cosenza) (WGS84: 39.900306N, 16.169194E), carbonate rocky slopes, 1,350 m a.s.l., 23 July 2022, E. Di Gristina & E. Bajona (SAF n°100107).

**Method.** Squash preparations were made on root tips obtained from germinating seeds. Root tips were pre-treated with 0.4% colchicine for 3 hours and then fixed in Carnoy fixative solution for 1 hour. After hydrolysis in HCl 1N at 60 °C for 7–8 minutes, the tips were stained in leuco-basic fuchsin for 3 hours.



**Figure 3.** *Hieracium terracciano* Di Grist., Gottschl. & Raimondo from Scala di Gaudolino (Morano Calabro, Cosenza),  $2n = 36$ . Scale bar: 10  $\mu$ m.

**Observations.** *Hieracium terraccianoii* is a pseudorosulate hemicryptophytic hawkweed endemic to the Pollino National Park (Calabrian side of the Pollino Massif) (Di Gristina et al. 2014a), and it belongs to a complex of similar morphotypes which have been grouped together in *Hieracium* sect. *Grovesiana* Gottschl. (Gottschlich et al. 2013). The chromosome number  $2n = 4x = 36$  (Fig. 1), found here for the first time on material from the type locality of this species, agrees with counts available ( $2n = 27$ ,  $2n = 36$ ) for other taxa belonging to the *H.* sect. *Grovesiana* (Brullo et al. 2005; Di Gristina et al. 2005; Di Gristina et al. 2014b; Di Gristina et al. 2021).

E. Bajona, G. Barone, E. Di Gristina

***Hieracium hypochoeroides* S.Gibson subsp. *cilentanum* Di Grist., Gottschl. & Raimondo (Asteraceae)**

**Chromosome number.**  $2n = 27$  (Fig. 4).

**Voucher specimen.** ITALY. Campania. Monte Cervati (Sanza, Salerno) (WGS84: 40.290278N, 15.478333E), carbonate rocks, 1,860 m a.s.l., 24 July 2022, E. Di Gristina & E. Bajona (SAF n°100106).

**Method.** Squash preparations were made on root tips obtained from germinating seeds. Root tips were pre-treated with 0.4% colchicine for 3 hours and then fixed in



**Figure 4.** *Hieracium hypochoeroides* subsp. *cilentanum* Di Grist., Gottschl. & Raimondo from Mt. Cervati (Sanza, Salerno),  $2n = 27$ . Scale bar: 10  $\mu$ m.

Carnoy fixative solution for 1 hour. After hydrolysis in HCl 1N at 60 °C for 7–8 minutes, the tips were stained in leuco-basic fuchsin for 3 hours.

**Observations.** *Hieracium hypochoeroides* subsp. *cilentanum* is a chasmophytic hawkweed endemic to Mount Cervati (Campania, S Italy) (Di Gristina et al. 2016). The *H. hypochoeroides* aggregate includes many apomictic taxa which have probably evolved during the post-glacial period (Di Gristina et al. 2015a). Many of the taxa described so far are narrow endemics, likely relict in southern Europe (Di Gristina et al. 2015b). The chromosome number  $2n = 3x = 27$  (Fig. 2), reported here for the first time on material from the type locality of this subspecies, agrees with counts ( $2n = 27$ ,  $2n = 36$ ) available for the *H. hypochoeroides* aggregate (Sell and West 1976; Di Gristina et al. 2021).

E. Bajona, G. Barone, E. Di Gristina

### *Hieracium lesimanum* Gottschl. & S.Orsenigo (Asteraceae)

**Chromosome number.**  $2n = 27$  (Fig. 5).

**Voucher specimen.** ITALY. Emilia-Romagna. Mount Lesima (Zerba, Piacenza) WGS84: 44.68717N, 9.25339E), meadows along the road to the summit, 1500–1650 m, 3 August 2021, R. Oldani, S. Orsenigo (PAV).

**Method.** Squash preparations were made on root tips obtained from germinating seeds. Root tips were pre-treated with 0.4% colchicine for 3 hours and then fixed in Carnoy fixative solution for 1 hour. After hydrolysis in HCl 1N at 60 °C for 7–8 minutes, the tips were stained in leuco-basic fuchsin for 3 hours.



**Figure 5.** *Hieracium lesimanum* Gottschl. & S.Orsenigo from Mt. Lesima (Zerba, Piacenza),  $2n = 27$ . Scale bar: 10  $\mu$ m.

**Observations.** *Hieracium lesimanum* is a perennial montane species described in 2021 for Mount Lesima, in the Ligurian Apennines. It is known only from the type locality, where it was found only in a restricted area on the northern slope at elevations between 1,550 and 1,650 m a.s.l. (Gottschlich and Orsenigo 2021). The chromosome number  $2n = 3x = 27$ , reported here for the first time, is consistent with observations made in other taxa belonging to *H.* sect. *Prenanthoidea* Koch such as the *H. prenanthoides* Vill. aggregate in Europe (Chrtek et al. 1996; Zdvorak et al. 2020).

F. Fainelli, S. Orsenigo

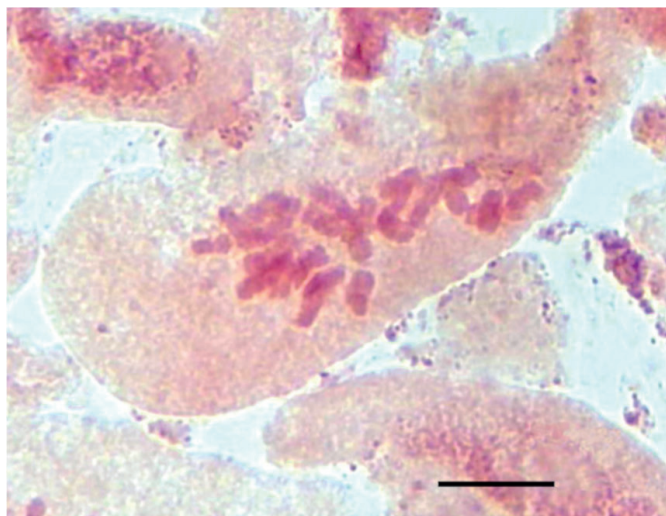
### *Hieracium scopolioides* Gottschl. & S.Orsenigo (Asteraceae)

**Chromosome number.**  $2n = 27$  (Fig. 6).

**Voucher specimen.** ITALY. Emilia-Romagna. Mount Lesima (Zerba, Piacenza) (WGS84: 44.68717N, 9.25339E), meadows along the road to the summit, 1500–1650 m, 3 August 2021, R. Oldani, S. Orsenigo (PAV).

**Method.** Squash preparations were made on root tips obtained from germinating seeds. Root tips were pre-treated with 0.4% colchicine for 3 hours and then fixed in Carnoy fixative solution for 1 hour. After hydrolysis in HCl 1N at 60 °C for 7–8 minutes, the tips were stained in leuco-basic fuchsin for 3 hours.

**Observations.** *Hieracium scopolioides* is a perennial species endemic to the northern Apennines (Gottschlich and Orsenigo 2021). It is currently known only for Mount Lesima, in the Ligurian Apennines, where its range overlaps those of *H. lesimanum* Gottschl. & S.Orsenigo and *H. scopolii* Gottschl. & S.Orsenigo. The chromosome number  $2n = 3x = 27$ , reported here for the first time on material from the type locality, is consistent with the ploidy level reported for *H. umbrosum* subsp. *oleicolor* (Zahn)



**Figure 6.** *Hieracium scopolioides* Gottschl. & S.Orsenigo from Mt. Lesima (Zerba, Piacenza),  $2n = 27$ . Scale bar: 10  $\mu$ m.

Greuter (Schuhwerk 2010). The latter taxon is the only member of *H.* sect. *Umbrosa* Stace & P.D.Sell. for which a chromosome count is available.

F. Fainelli, S. Orsenigo

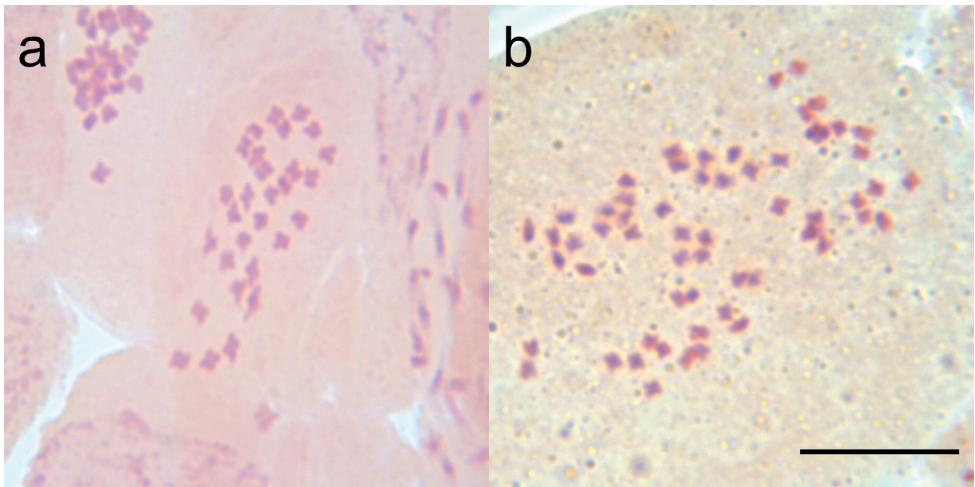
***Dianthus carthusianorum* L. subsp. *tenorei* (Lacaita) Pignatti (Caryophyllaceae)**

**Chromosome number.**  $2n = 30$  (Fig. 7a).

**Voucher specimen.** ITALY. Basilicata. Monte Pollino (Terranova di Pollino, Potenza) (WGS84: 39.906303N, 16.190823E), vallette lungo il crinale sud-orientale, 2000 m, 11 August 2023, *L. Peruzzi* (seeds collected and deposited at the germplasm bank of the Department of Biology, University of Pisa; IPEN: IT-0-PI-2023-0498; a herbarium specimen collected from the same area in 1994 is conserved at CLU2042).

**Method.** Squash preparations were made on root tips obtained from germinating seeds. Root tips were pre-treated with 0.4% colchicine for 3 h and then fixed in Carnoy solution for 1 h. After hydrolysis in 1 N HCl at 60 °C for 8.5 minutes, the tips were stained with leuco-basic fuchsin.

**Observations.** *Dianthus carthusianorum* subsp. *tenorei* is a subspecies endemic to Italy (Peruzzi et al. 2015), distributed in southern-central Apennines, from Marche to Calabria (Pignatti 2017b, Bartolucci et al. 2018). Here we report the first chromosome count for this subspecies, further confirming the numbers obtained for other subspecies in Italy and central-eastern Europe (Fedorov 1969; Holub et al. 1972; Löve 1975; Löve and Löve 1982; Kovanda 1984; Baltisberger and Widmer 2009). Although most of the cells observed contained  $2n = 30$  chromosomes, we also found, within the same root tip, some cells showing  $2n = 60$  chromosomes (Fig. 1b). Indeed, endopolyploidy is



**Figure 7.** *Dianthus carthusianorum* L. subsp. *tenorei* (Lacaita) Pignatti from Monte Pollino (Basilicata): (a) diploid cell,  $2n = 30$ , (b) endotetraploid cell,  $2n = 60$ . Scale bar: 10  $\mu$ m.



a common phenomenon in many *Dianthus* species (Agulló-Antón et al. 2013; Terlević et al. 2022; Franzoni et al. 2023).

J. Franzoni, M. Paliy, L. Peruzzi

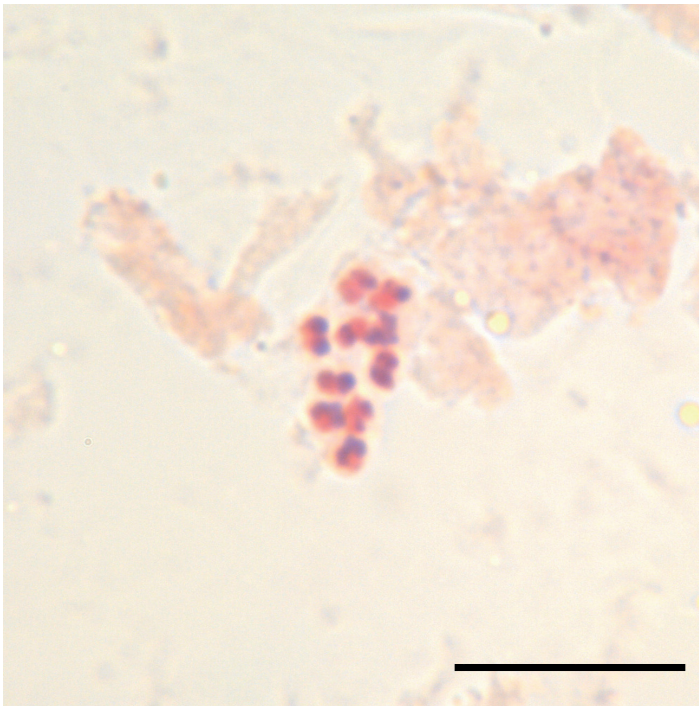
***Illecebrum verticillatum* L. (Caryophyllaceae)**

**Chromosome number.**  $2n = 10$  (Fig. 8).

**Voucher specimen.** ITALY. Toscana. Montalbano, Prato Rosello (Carmignano, Prato) (WGS84: 43.77028N, 11.03722E), 9 July 2023, L. Peruzzi (seeds collected and deposited at the germplasm bank of the Department of Biology, University of Pisa; IPEN: IT-0-PI-2023-0497; a herbarium specimen collected from the same area in 2008 is conserved at PI062694).

**Method.** Squash preparations were made on root tips obtained from germinating seeds. Root tips were pre-treated with 0.4% colchicine for 3 h and then fixed in Carnoy solution for 1 h. After hydrolysis in 1N HCl at 60 °C for 8.5 minutes, the tips were stained with leuco-basic fuchsin.

**Observations.** *Illecebrum verticillatum* is a sub-Atlantic species, growing in temporary ponds throughout Europe and North Africa (Marhold 2011). In Italy, this species occurs in Piemonte, Sardegna and Toscana, whereas its presence has not been recently



**Figure 8.** *Illecebrum verticillatum* L. from Prato Rosello (Toscana),  $2n = 10$ . Scale bar: 10  $\mu\text{m}$ .

confirmed in Lazio, Lombardia and Marche, while it is doubtfully occurring in Abruzzo (Bartolucci et al. 2018). Specifically, in Toscana this species is quite rare, and the few recently confirmed localities occur in a single area of Montalbano, in the municipality of Carmignano (Prato) (Gestri and Peruzzi 2013). The material collected from this area shows  $2n = 10$  chromosomes. Although the same chromosome number was already known for elsewhere in Europe (Fedorov 1969; Löve 1976; Dvořák and Dadáková 1984; Dalgaard 1985), this count is the first for Italian populations of this species.

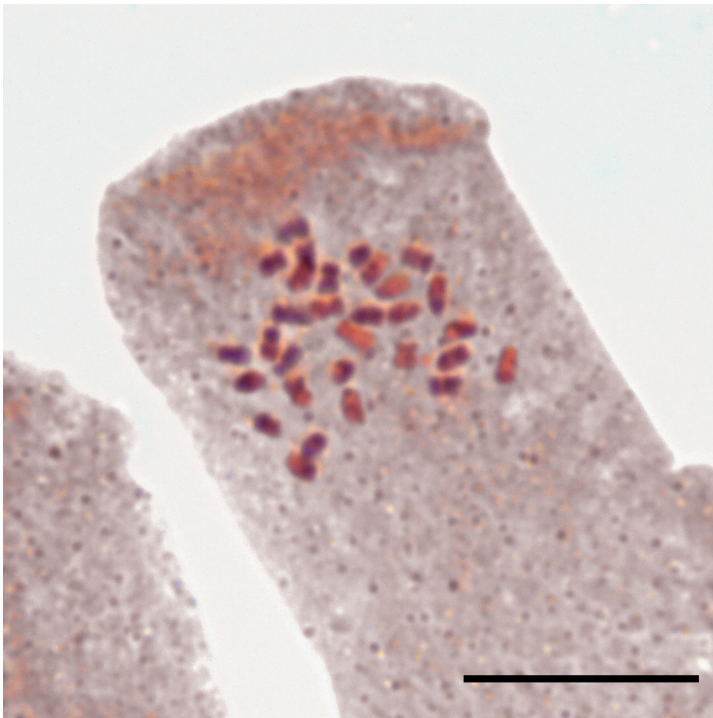
J. Franzoni, M. Paliy, L. Peruzzi

### *Crupina vulgaris* Cass. (Asteraceae)

**Chromosome number.**  $2n = 30$  (Fig. 9).

**Voucher specimen.** ITALY. Piemonte. A sud di Acqui Terme (Acqui Terme, Alessandria) (WGS84: 44.651056N, 8.4702228E), 8 July 2023, A. Giacò & A. Mo (seeds collected and deposited at the germplasm bank of the Department of Biology, University of Pisa; IPEN: IT-0-PI-2023-0496; a herbarium specimen is conserved at PI064811).

**Method.** Squash preparations were made on root tips obtained from germinating seeds. Root tips were pre-treated with 0.4% colchicine for 3 h and then fixed in Carnoy solution for 1 h. After hydrolysis in 1 N HCl at 60 °C for 8.5 minutes, the tips were stained with leuco-basic fuchsin.



**Figure 9.** *Crupina vulgaris* Cass. from Acqui Terme (Piemonte),  $2n = 30$ . Scale bar: 10  $\mu$ m.

**Observations.** *Crupina vulgaris* is widespread in southern Europe, reaching also northern Africa and eastern Europe (do Amaral Franco 1976, Greuter 2006 onwards). In Italy, the distribution range of this species overlaps with *C. crupinastrum* (Moris) Vis. ( $2n = 28$ ), a more Mediterranean taxon, and with *C. intermedia* (Mutel) Walp. ( $2n = 58$ ), an allopolyploid species of hybrid origin (Domina and Iamónico 2019). Here we report the first chromosome count for an Italian population of *C. vulgaris*. Our result agrees with counts made for other European populations (Fedorov 1969; Löve 1979, 1980; Luque and Díaz Lifante 1991; Petrova and Vladimirov 2020).

J. Franzoni, M. Paliy, A. Giacobbe

## Acknowledgements

EDG gratefully acknowledges the “Fondo per il Finanziamento della Ricerca di Ateneo” (FFR 2022 E. Di Gristina, University of Palermo).

## References

- Agulló-Antón MÁ, Olmos E, Pérez-Pérez JM, Acosta M (2013) Evaluation of ploidy level and endoreduplication in carnation (*Dianthus* spp.). *Plant Science* 201–202: 1–11. <https://doi.org/10.1016/j.plantsci.2012.11.006>
- Amaral Franco J do (1976) *Crupina* (Pers.) Cass. In: Tutin TG, Heywood VH, Burges NA, Valentine DH, Walters SM, Webb DA (Eds) *Flora Europaea* (Vol. 4). Cambridge University Press, Cambridge, 301 pp.
- Arrigoni PV (2006) *Flora dell’Isola di Sardegna* 1. Delfino, 280 pp.
- Bagella S, Caria MC, Filigheddu RS, Farris E (2009) Phytosociological analysis in Sardinian Mediterranean temporary wet habitats. *Fitosociologia* 46(1): 11–26.
- Bagella S, Caria MC (2013) Sensitivity of ephemeral wetland swards with *Isoetes histrix* Bory to environmental variables: Implications for the conservation of Mediterranean temporary ponds. *Aquatic Conservation: Marine and Freshwater Ecosystems* 23(2): 277–290. <https://doi.org/10.1002/aqc.2290>
- Bagella S, Caria MC, Beccarisi L, Zuccarello V (2018) Ecological responses of selected vascular plants to water chemistry parameters in habitat types 3120, 3130 and 3170\* (Habitat Directive 92/43/EEC). *Plant Biosystems* 152(6): 1338–1345. <https://doi.org/10.1080/1263504.2018.1461697>
- Baltisberger M, Widmer A (2009) Karyological data of some angiosperms from Romania. *Willdenowia* 39: 353–363. <https://doi.org/10.3372/wi.39.39213>
- Bartolo G, Brullo S, Pavone P (1981) Números cromosómicos de plantas occidentales, 138–156. *Anales del Jardín Botánico de Madrid* 38(1): 289–299.
- Bartolucci F, Peruzzi L, Galasso G, Albano A, Alessandrini A, Ardenghi NMG, Astuti G, Bacchetta G, Ballelli S, Banfi E, Barberis G, Bernardo L, Bouvet D, Bovio M, Cecchi L, Di Pietro R, Domina G, Fascetti S, Fenu G, Festi F, Foggi B, Gallo L, Gottschlich

- G, Gubellini L, Iamónico D, Iberite M, Jiménez-Mejías P, Lattanzi E, Marchetti D, Martinetto E, Masin RR, Medagli P, Passalacqua NG, Peccenini S, Pennesi R, Pierini B, Poldini L, Prosser F, Raimondo FM, Roma-Marzio F, Rosati L, Santangelo A, Scoppola A, Scortegagna S, Selvaggi A, Selvi F, Soldano A, Stinca A, Wagensommer RP, Wilhalm T, Conti F (2018) An updated checklist of the vascular flora native to Italy. *Plant Biosystems* 152: 179–303. <https://doi.org/10.1080/11263504.2017.1419996>
- Bedini G, Peruzzi L (2021 [onwards]) Chrobase.it. Chromosome numbers for the Italian flora v. 2.0. <http://bot.biologia.unipi.it/chrobase/> [accessed 27 October 2023]
- Brullo S, Campo G, Romano S (2005) Indagini citotassonomiche sul genere *Hieracium* L. (Asteraceae) in Sicilia. *Informatore Botanico Italiano* 36(2): 481–485.
- Chrtěk JJ (1996) Chromosome numbers in selected species of *Hieracium* (Compositae) in the Sudeten Mts. and the Western and Ukrainian Eastern Carpathians. *Fragmenta Floristica et Geobotanica* 41(2): 321–332.
- Constance L, Chuang TI, Bell CR (1976) Chromosome numbers in Umbelliferae. V. *American Journal of Botany* 63(5): 608–625. <https://doi.org/10.1002/j.1537-2197.1976.tb11849.x>
- Dalgaard V (1985) Chromosome studies in flowering plants from Madeira. *Willdenowia* 15: 137–156.
- Di Gristina E, Geraci A, Raimondo FM (2005) Osservazioni citotassonomiche su popolazioni siciliane afferenti a *Hieracium pallidum* (Asteraceae). *Informatore Botanico Italiano* 37(1): 26–27.
- Di Gristina E, Gottschlich G, Raimondo FM (2014a) *Hieracium terraccianoii* (Asteraceae), a new species endemic to the Pollino National Park (Southern Italy). *Phytotaxa* 188(1): 55–60. <https://doi.org/10.11646/phytotaxa.188.1.8>
- Di Gristina E, Domina G, Geraci A (2014b) Report 1837. In: Kamari G, Blanché C, Siljak-Yakovlev S (Eds) *Mediterranean Chromosome Number Reports – 24*. *Flora Mediterranea* 24: 283–284.
- Di Gristina E, Gottschlich G, Raimondo FM (2015a) *Hieracium hypochoeroides* subsp. *peracutisquamum* (Asteraceae), a new taxon from Basilicata, southern Italy. *Annales Botanici Fennici* 52: 376–380. <https://doi.org/10.5735/085.052.0519>
- Di Gristina E, Gottschlich G, Raimondo FM (2015b) Taxonomic remarks on *Hieracium sartorianum* var. *lucanicum* (Asteraceae), a little known taxon of Cilento (Campania, southern Italy). *Nordic Journal of Botany* 33: 465–468. <https://doi.org/10.1111/njb.00755>
- Di Gristina E, Gottschlich G, Raimondo FM (2016) *Hieracium hypochoeroides* subsp. *cilentanum* (Asteraceae), a new taxon from S Italy. *Phytotaxa* 246(3): 192–197. <https://doi.org/10.11646/phytotaxa.246.3.3>
- Di Gristina E, Domina G, Geraci A (2021) Karyological data of three *Hieracium* (Asteraceae) from Sicily and South Italy. *Flora Mediterranea* 31: 336–340. <https://doi.org/10.7320/FlMedit31.336>
- Domina G, Iamónico D (2019) *Crupina* (Pers.) DC. In: Pignatti S (Ed.) *Flora d'Italia* (Vol. 3). Edagricole-New Business Media, Milano, 969–970.
- Dvořák F, Dadáková B (1984) Chromosome counts and chromosome morphology of some selected species. *Folia Geobotanica et Phytotaxonomica* 19: 41–70. <https://doi.org/10.1007/BF02853329>

- Fedorov AA [Ed.] (1969) Chromosomnye cislа cvetkovykh rastenij. Academy of Sciences of the USSR, V. L. Komarov Botanical Institute, Leningrad.
- Franzoni J, Astuti G, Bacchetta G, Barone G, Bartolucci F, Bernardo L, Carta A, Conti F, Domina G, Frajman B, Giusso del Galdo GP, Iamónico D, Iberite M, Minuto L, Sarigu M, Terlević A, Turini A, Varaldo L, Volgger D, Peruzzi L (2023) A cytosystematic study of the *Dianthus virgineus* complex (Caryophyllaceae) in the Central Mediterranean. *Journal of Systematics and Evolution*. <https://doi.org/10.1111/jse.13025>
- Gestri G, Peruzzi L (2013) I Fiori di Leonardo: la Flora Vascolare del Montalbano in Toscana. Aracne, Roma.
- Gottschlich G, Orsenigo S (2021) New taxa of *Hieracium* (Asteraceae) from Mount Lesima and adjacent regions (Northern Apennine, Italy). *Phytotaxa* 505(1): 39–55. <https://doi.org/10.11646/phytotaxa.505.1.2>
- Gottschlich G, Raimondo FM, Di Gristina E (2013) *Hieracium pallidum* subsp. *aetnense* (Asteraceae), a new subspecies from Sicily (Italy), with notes on the taxonomy of *H. pallidum* Biv. *Plant Biosystems* 147(3): 826–831. <https://doi.org/10.1080/11263504.2013.829882>
- Greuter W (2006 [onwards]) Compositae (pro parte majore). In: Greuter W, Raab-Straube E von (Eds) Compositae. Euro+Med Plantbase. [https://europlusmed.org/cdm\\_dataportal/taxon/34ed56e3-38fd-44f8-92ac-a810eb9f4ea3](https://europlusmed.org/cdm_dataportal/taxon/34ed56e3-38fd-44f8-92ac-a810eb9f4ea3) [accessed 15 November 2023]
- Holub J, Měsíček J, Javůrková V (1972) Annotated chromosome counts of czechoslovak plants (31–60) (Materials for “Flóra ČSSR”–3). *Folia Geobotanica et Phytotaxonomica* 7: 167–202. <https://doi.org/10.1007/BF02852032>
- Kovanda M (1984) Chromosome numbers in selected Angiosperms (2). *Preslia* 56: 289–301.
- Löve Á (1975) IOPB Chromosome Number Reports XLIX. *Taxon* 24: 501–516. <https://doi.org/10.1002/j.1996-8175.1975.tb00341.x>
- Löve Á (1976) IOPB Chromosome Number Reports LIII. *Taxon* 25: 483–500. <https://doi.org/10.1002/j.1996-8175.1976.tb00446.x>
- Löve Á (1979) IOPB Chromosome Number Reports LXV. *Taxon* 28: 627–637. <https://doi.org/10.1002/j.1996-8175.1979.tb00575.x>
- Löve Á (1980) Chromosome Number Reports LXVIII. *Taxon* 29: 533–547. <https://doi.org/10.1002/j.1996-8175.1980.tb00677.x>
- Löve Á, Löve D (1982) IOPB chromosome number reports LXXVI. *Taxon* 31: 583–587. <https://doi.org/10.1002/j.1996-8175.1982.tb03560.x>
- Luque T, Díaz Lifante Z (1991) Chromosome numbers of plants collected during Iter Mediterraneum I in the SE of Spain. *Bocconea* 1: 303–364.
- Marhold K (2011) Caryophyllaceae. In: Greuter W, Raab-Straube E von (Eds) Compositae. Euro+Med Plantbase. <http://ww2.bgbm.org/EuroPlusMed/PTaxonDetail.asp?NameCache=Dianthus&PTRefFk=7200000> [accessed 8 March 2022]
- Peruzzi L, Domina G, Bartolucci F, Galasso G, Peccenini S, Raimondo FM, Albano A, Alessandrini A, Banfi E, Barberis G, Bernardo L, Bovio M, Brullo S, Brundu G, Brunu A, Camarda I, Carta L, Conti F, Croce A, Iamónico D, Iberite M, Iiriti G, Longo D, Marsili S, Medagli P, Pistarino A, Salmeri C, Santangelo A, Scassellati E, Selvi F, Soldano A, Stinca A, Villani M, Wagensommer RP, Passalacqua NG (2015) An inventory of the names of

- vascular plants endemic to Italy, their loci classici and types. *Phytotaxa* 196: 1–217. <https://doi.org/10.11646/phytotaxa.196.1.1>
- Petrova A, Vladimirov V (2020) Chromosome atlas of the Bulgarian vascular plants. *Phytologia Balcanica* 26: 217–427.
- Pignatti S (2017a) *Damasonium* Mill. In: Pignatti S (Ed.) *Flora d'Italia* (Vol. 1). Edagricole-New Business Media, Milano, 127 pp.
- Pignatti S (2017b) *Dianthus carthusianorum* L. In: Pignatti S (Ed.) *Flora d'Italia* (Vol. 2). Edagricole-New Business Media, Milano, 210–211.
- Portal to the Flora of Italy (2023) Portal to the Flora of Italy. <http://dryades.units.it/floritaly/> [accessed on 27 October 2023]
- Rich TCG, Nicholls-Vuille FL (2001) Taxonomy and distribution of European *Damasonium* (Alismataceae). *Edinburgh Journal of Botany* 58(1): 45–55. <https://doi.org/10.1017/S0960428601000464>
- Rivieccio G, Bagella S, Bazan G, Bonini F, Caria MC, Casavecchia S, Castello M, Dagnino D, De Francesco MC, Farris E, Fanfarillo F, Fiaschi T, Forte L, Gianguzzi L, Landucci F, Maneli F, Mantino F, Mariotti M, Pirone G, Poldini L, Poponessi S, Praleskouskaya S, Stanisci A, Tomaselli V, Tozzi FP, Turcato C, Venanzoni R, Gigante D (2020) New national and regional Annex I Habitat records: from# 16 to# 20. *Plant Sociology* 57: 133–144. <https://doi.org/10.3897/pls2020572/05>
- Ronse AC, Popper ZA, Preston JC, Watson MF (2010) Taxonomic revision of European *Apium* L. s.l.: *Helosciadium* W.D.J. Koch restored. *Plant Systematics and Evolution* 287: 1–17. <https://doi.org/10.1007/s00606-010-0284-3>
- Schuhwerk F (2010) Chromosomenzahlen von *Hieracium* (Compositae, Cichorieae)–Teil 5. *Berichte der Bayerischen Botanischen Gesellschaft* 80: 141–160.
- Sell PD, West C (1976) *Hieracium* L. In: Tutin TG, Heywood VH, Burges NA, Moore DM, Valentine DH, Walters SM, Webb DA (Eds) *Flora Europaea* (Vol. 4). Cambridge University Press, Cambridge, 358–410.
- Stinca A, Ricciardi M (2018) *Helosciadium* W.D.J.Koch. In: Pignatti S (Ed.) *Flora d'Italia* (Vol. 3). Edagricole-New Business Media, Milano, 589–591.
- Talavera S, Talavera MM (2010) *Damasonium* Mill. In: Talavera S, Gallego MJ, Romero ZC, Herrero A (Eds) *Flora Iberica* 17, Real Jardín Botánico, CSIC, Madrid, 18–22.
- Terlević A, Bogdanović S, Frajman B, Rešetnik I (2022) Genome size variation in *Dianthus sylvestris* Wulfen sensu lato (Caryophyllaceae). *Plants* 11: e1481. <https://doi.org/10.3390/plants11111481>
- Zdvořák P, Mráz P, Rich T (2020) Flow cytometry measurements of ploidy level in British *Hieracium* section *Foliosa* and section *Prenanθοidea* (Asteraceae). *British & Irish Botany* 2(2): 154–157. <https://doi.org/10.33928/bib.2020.02.154>